वार्षिक रिपोर्ट

ANNUAL REPORT

2025-26

निक्षेप बीमा और प्रत्यय गारंटी निगम

DEPOSIT INSURANCE AND CREDIT GUARANTEE CORPORATION

Mission

To contribute to financial stability by securing public confidence in the banking system through provision of deposit insurance, particularly for the benefit of the small depositors

Vision

To be recognised as one of the most efficient and effective deposit insurance providers, responsive to the needs of its stakeholders

CONTENTS

Particulars	Page No.
Letter of Transmittal - To the Reserve Bank of India	i
Letter of Transmittal - To the Government of India	ii
Board of Directors	iii
Organisation Structure	iv
Contact Information of the Corporation	v
Principal Officers of the Corporation	vi
Select Abbreviations	vii
2025-26 At a Glance	ix
HIGHLIGHTS: The Journey so far	x
Chapter 1: Appraisal and Prospects	**1**
1.1 Introduction	1
1.2 Appraisal of 2025-26	1
Governance	1
Insured Banks	2
Coverage	2
Assessable and Insured Deposits	2
Coverage Ratios	2
Funding of DICGC	3
Risk Based Premium (RBP) Framework	3
Claims Settlement / Reimbursement	3
Recovery	3
Digitisation and Process Transformation	3
Public Awareness and Communication	4
Governance and Risk Management	4
Engagement with IADI and Other Deposit Insurers	4
1.3 Prospects for 2026-27	5
Chapter 2: Management Discussion and Analysis	**7**
2.1 Introduction	7
2.2 Major Governance related developments	7
Elaborate Corporate Governance Policy formulated	7
Guidance Note and FAQs on Assessable Deposits	7
Introduction of Risk Based Premium (RBP) Framework	8
Standard Operating Procedure for banks defaulting on premium payment	9

CONTENTS

Working Group on Stress Testing of DICGC's Portfolio 9
Business Continuity Plan (BCP) of the Corporation 9
Reconstitution of the RBI-DICGC Coordination Committee with the inclusion of NABARD 10
Constitution of Adjudication Committee 11
Adjustment Entries for Old Outstanding Balances based on RBI Guidelines and Prudential Principles 11
Measures undertaken to reduce carbon footprint of DICGC 11
2.3 Medium-Term Action Plan (UNNATI) 11
2.4 Recovery Management 11
2.5 Public Awareness 12
2.6 Digitisation and Analytics 12
2.7 Way Forward 13
Chapter 3: Global Developments in Deposit Insurance 15
3.1 Introduction 15
3.2 Mandate 15
3.3 Resolution Powers 16
3.4 Coverage of Deposit Insurance 17
Coverage ratio by account/depositor 17
Coverage ratio by value 18
3.5 Funding 19
Premium 19
Reserve Ratio 19
Backstop Funding/Liquidity Support 20
3.6 Reimbursement 20
3.7 Conclusion and Way Forward 21
Chapter 4: Report of the Board of Directors 23
4.1 Introduction 23
PART A: OPERATIONS AND WORKING 23
4.2 Bank Registration/Deregistration 23
4.3 Coverage 24
Bank Group wise Coverage Ratios 24
4.4 Funding of the Corporation: DI Premium and Deposit Insurance Fund 25
Interest rate payable by defaulting banks 25
Standardized procedure of issuing formal notice/s to the defaulting banks 25
DICGC (Payment of Deposit Insurance Premium and Submission of

CONTENTS

Returns by Insured Banks) Master Directions, 2025 25
Introduction of Risk Based Premium Framework 26
4.5 Settlement of Deposit Insurance Claims 26
Bank Group wise Claims Settled 26
Cumulative Claims Settled 27
4.6 Repayments 27
4.7 Measures related to Recovery Management 27
4.8 Constitution of the Adjudication Committee 28
4.9 Establishment of a Business Continuity Plan (BCP) 28
4.10 Public Awareness 28
Comic Book, Newsletter and Outreach Sessions 28
Website and Social Media Management 28
4.11 Financial safety net cooperation, coordination and information sharing 29
4.12 International Relations 29
Coordination with International DI organizations 29
4.13 Public Relations 29
Complaint Redressal Cell 29
The Right to Information Act, 2005 29
Court Cases 30
4.14 Credit Guarantee Schemes 30
PART B: OTHER IMPORTANT INITIATIVES/DEVELOPMENTS 30
4.15 Risk Management 30
4.16 Risk Dashboard 30
4.17 Digitisation Initiatives of DICGC 30
4.18 “UNNATI”: Medium-Term Action Plan of DICGC 31
PART C: TREASURY OPERATIONS 31
4.19 Review of DICGC Portfolio 31
4.20 Investment and Risk Management Committee (IRMC) 31
4.21 Risk Parameters 31
PART D: STATEMENT OF ACCOUNTS 32
4.22 Insurance Liabilities 32
4.23 Revenue During the Year 32
4.24 Accumulated Surplus 32
4.25 Investments 33
4.26 Taxation 33

CONTENTS

Income Tax 33

Goods and Service Tax 33

PART E: HUMAN RESOURCES MANAGEMENT AND RAJBASHA 33

4.27 Human Resources 33

Training and skill development 33

4.28 Use of Hindi 33

PART F: GOVERNANCE AND AUDIT 34

4.29 Governance 34

Board of Directors 34

Nomination/Retirement of Directors 34

Audit Committee of the Board 34

Risk Management Committee of the Board 34

4.30 Internal Controls 34

4.31 Audit of the Corporation 34

Concurrent Audit 34

Control and Self-Assessment Audit 35

Statutory Audit 35

APPENDIX TABLES

1 Banks under the Deposit Insurance 36

2A Insured Banks – Bank Group-wise 37

2B Insured Co-operative Banks - State-wise 37

3 Banks Registered / De-Registered during 2025-26 38

4 Deposit Protection Coverage 39

5 Bank Group-wise Insured Deposits 40

6 Deposit Insurance Claims Settled during 2025-26 (Liquidated/Merged Banks) 42

6A Deposit Insurance Claims Settled during 2025-26 (Banks under All Inclusive Directions) 44

7 Provision held under Contingent Liability 45

7A Provision held under Contingent Liability - Banks under AID 45

8 Insurance Claims Settled and Repayment Received - All Banks Liquidated / Amalgamated / Reconstructed up to March 31, 2026 46

8A Insurance Claims Settled and Repayment Received - Banks Placed under All-inclusive Directions (AID) up to March 31, 2026 64

8B Insurance Claims Settled under Expeditious Settlement Scheme - Up to March 31, 2026 68

5. AUDITORS' REPORT 69

6. BALANCE SHEET AND ACCOUNTS 72

निक्षेप बीमा और प्रत्यय गारंटी निगम
DEPOSIT INSURANCE AND CREDIT GUARANTEE CORPORATION
Since 1961
भारतीय रिज़र्व बैंक के संपूर्ण स्वामित्व वाली सहयोगी (Wholly owned subsidiary of the Reserve Bank of India)
www.dicgc.org.in

CO.DICG.SECD.No. S427/01.01.016/2026-27 June 30, 2026

LETTER OF TRANSMITTAL
(To the Reserve Bank of India)

The Chief General Manager and Secretary
Secretary's Department
Reserve Bank of India
Central Office
Central Office Building
Shahid Bhagat Singh Road
Mumbai - 400 001

Dear Sir,

Balance Sheet, Accounts and Report on the Working of the Corporation for the year ended March 31, 2026

In pursuance of the provisions of Section 32(1) of the Deposit Insurance and Credit Guarantee Corporation Act, 1961, I am directed by the Board of Directors to forward herewith a signed copy each of:

i. the Balance Sheet and Accounts of the Corporation for the year ended March 31, 2026, together with the Auditors' Report, and

ii. the Report of the Board of Directors on the working of the Corporation for the year ended March 31, 2026.

2. Documents mentioned at (i) and (ii) above have been furnished to the Government of India as required under Section 32(1) of the Deposit Insurance and Credit Guarantee Corporation Act, 1961.

3. The printed copies of the Annual Report of the Corporation will be sent to you in due course.

Yours faithfully,

(Arun Vishnu Kumar)
Director

Encl: As above

निक्षेप बीमा और प्रत्यय गारंटी निगम
DEPOSIT INSURANCE AND CREDIT GUARANTEE CORPORATION
Since 1961 भारतीय रिज़र्व बैंक के संपूर्ण स्वामित्व वाली सहयोगी (Wholly owned subsidiary of the Reserve Bank of India)
www.dicgc.org.in

CO.DICG.SECD.No.S427/01.01.016/2026-27 June 30, 2026

LETTER OF TRANSMITTAL
(To the Government of India)

The Secretary to the Government of India
Ministry of Finance
Department of Financial Services
Jeevan Deep Building
Parliament Street
New Delhi - 110 001

Dear Sir,

Balance Sheet, Accounts and Report on the Working of the Corporation for the year ended March 31, 2026

In pursuance of the provisions of Section 32(1) of the Deposit Insurance and Credit Guarantee Corporation Act, 1961, I am directed by the Board of Directors to forward herewith a signed copy each of:

i. the Balance Sheet and Accounts of the Corporation for the year ended March 31, 2026, together with the Auditors' Report, and

ii. the Report of the Board of Directors on the working of the Corporation for the year ended March 31, 2026.

Five copies thereof are sent herewith.

2. Copies of the material mentioned as at (i) and (ii) above (i.e., Balance-sheets, Accounts and Report on the Working of the Corporation) have been furnished to the Reserve Bank of India.

3. We may kindly be advised of the date/s on which the above documents are placed before each House of Parliament (viz., the Lok Sabha and Rajya Sabha) under Section 32(2) of the Act ibid. The printed copies of the Annual Report of the Corporation will be sent to you in due course.

Yours faithfully,

Arun Kumar

(Arun Vishnu Kumar)
Director

Encl: As above

BOARD OF DIRECTORS*

CHAIRMAN	
Shri Swaminathan J. **Deputy Governor** **Reserve Bank of India**	Nominated by the Reserve Bank of India under Section 6 (1) (a) of the Deposit Insurance and Credit Guarantee Corporation Act, 1961. (from January 15, 2025)
DIRECTORS	
Shri Arnab Kumar Chowdhury **Executive Director** **Reserve Bank of India**	Nominated by the Reserve Bank of India under Section 6 (1) (b) of the Deposit Insurance and Credit Guarantee Corporation Act, 1961. (from July 1, 2024 to October 08, 2025)
Shri Neeraj Nigam **Executive Director** **Reserve Bank of India**	Nominated by the Reserve Bank of India under Section 6 (1) (b) of the Deposit Insurance and Credit Guarantee Corporation Act, 1961. (from October 09, 2025)
Shri Pankaj Sharma **Joint Secretary** **Department of Financial Services** **Ministry of Finance** **Government of India**	Nominated by the Central Government under Section 6 (1) (c) of the Deposit Insurance and Credit Guarantee Corporation Act, 1961. (from April 1, 2022 to October 21, 2025)
Dr. Abhijit Phukon **Economic Adviser** **Department of Financial Services** **Ministry of Finance** **Government of India**	Nominated by the Central Government under Section 6 (1) (c) of the Deposit Insurance and Credit Guarantee Corporation Act, 1961. (from October 22, 2025)
Shri Shaji K. V. **Chairman** **National Bank for Agriculture and Rural Development**	Nominated by the Central Government under Section 6 (1) (d) of the Deposit Insurance and Credit Guarantee Corporation Act, 1961. (from February 15, 2023 to February 14, 2026)
Dr. Tarun Agarwal	Nominated by the Central Government under Section 6 (1) (d) of the Deposit Insurance and Credit Guarantee Corporation Act, 1961. (from July 10, 2024)
Prof. Partha Ray **Director** **National Institute of Bank Management**	Nominated by the Central Government under Section 6 (1) (e) of the Deposit Insurance and Credit Guarantee Corporation Act, 1961. (from July 10, 2024)

* As on June 30, 2026

ORGANISATION STRUCTURE

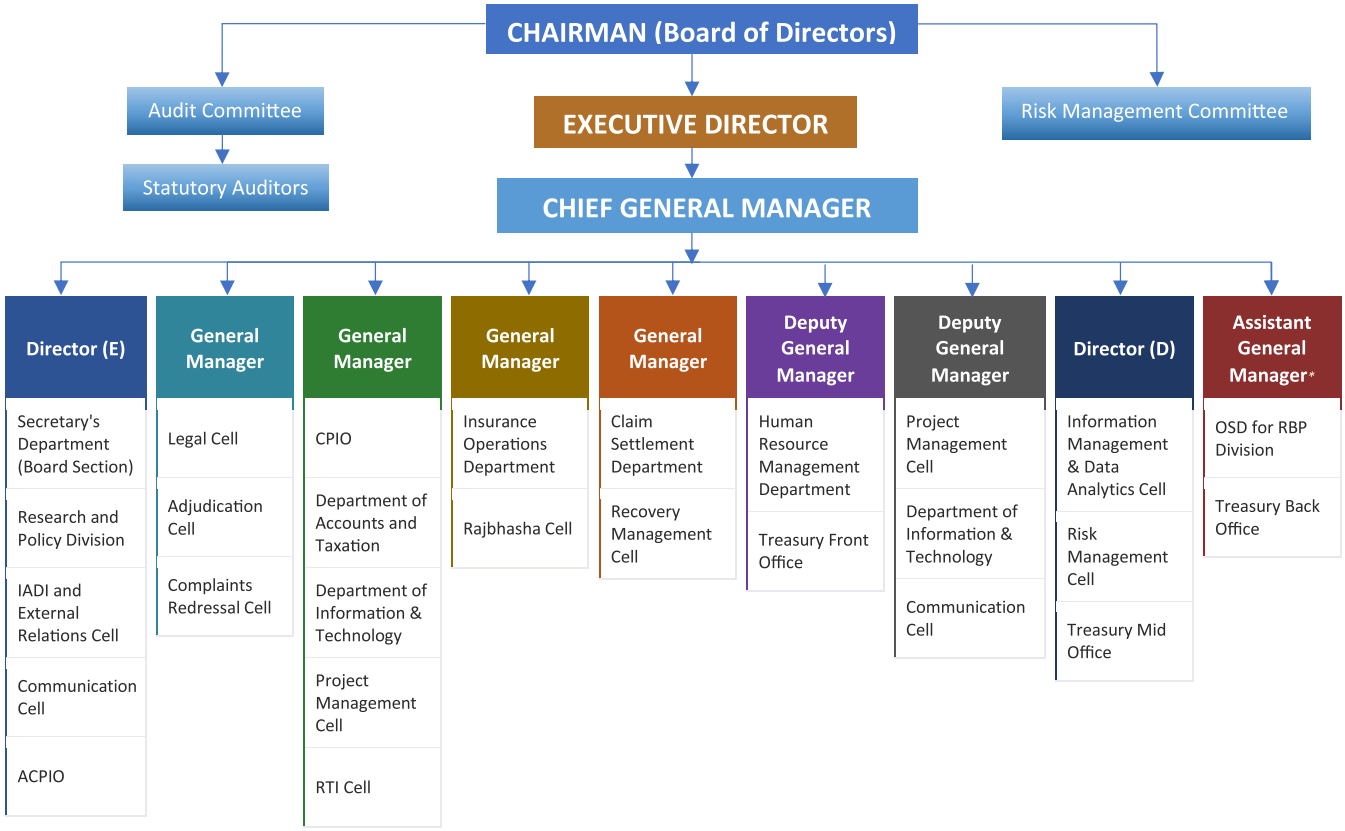

Abbreviations: ACPIO – Alternate Central Public Information Officer | CPIO – Central Public Information Officer | IADI – International Association of Deposit Insurers | OSD – Officer on Special Duty | RBP – Risk Based Premium | RTI – Right to Information.

**Empanelled for DGM*

CONTACT INFORMATION OF THE CORPORATION*

Telephone Numbers

+91-22-2302-8236	Claim Settlement Department
+91-22-2302-8237	Insurance Operations Department
+91-22-2302-8221	Recovery Management Cell
+91-22-2302-8260	RTI Cell

HEAD OFFICE Deposit Insurance and Credit Guarantee Corporation

Reserve Bank of India Building, 2nd Floor, Opp. Mumbai Central Railway Station, Byculla, Mumbai – 400 008, INDIA

Chief General Manager	cgmdicgc@rbi.org.in	+91-22-2302-8200
Director (E)	dicgcsd@rbi.org.in	+91-22-2302-8207
General Manager	rkrajkumar@rbi.org.in	+91-22-2302-8209
General Manager	mysorte@rbi.org.in	+91-22-2302-8201
General Manager	pawanjeetkaur@rbi.org.in	+91-22-2302-8206
Deputy General Manager	sunurajan@rbi.org.in	+91-22-2302-8226
Deputy General Manager	amitkumargupta@rbi.org.in	+91-22-2302-8205
Deputy General Manager	krithika@rbi.org.in	+91-22-2302-8273
Director (D)	bsbirajdar@rbi.org.in	+91-22-2302-8280
Assistant General Manager	ksningwal@rbi.org.in	+91-22-2302-8242

Email: dicgc@rbi.org.in
Website: www.dicgc.org.in

* As on June 30, 2026

PRINCIPAL OFFICERS OF THE CORPORATION*

EXECUTIVE DIRECTOR

Shri Neeraj Nigam

CHIEF GENERAL MANAGER

Shri Anup Kumar

OTHER SENIOR OFFICERS

Shri N. Arun Vishnu Kumar, Director 'E', Secretary (Board)

Shri Raj Kumar, General Manager

Shri Mangesh Y. Sorte, General Manager, CPIO

Smt Pawanjeet Kaur Rishi, General Manager

Shri Sunu Rajan, Deputy General Manager

Shri Amit Kumar Gupta, Deputy General Manager

Smt. Krithika Viswanath, Deputy General Manager

Shri Bhaskar S. Birajdar, Director 'D'

Shri Kirtan Singh Ningwal, Assistant General Manager

BANKERS

RESERVE BANK OF INDIA, MUMBAI

AUDITORS

M/s Jain Chowdhary & Co.

Chartered Accountants

104, Model Residency

B. J. Marg, Jacob Circle, Mahalaxmi

Mumbai 400 011, India

* As on June 30, 2026

ABBREVIATIONS

AFS	:	Available for Sale
ALM	:	Asset Liability Management
BCBS	:	Basel Committee on Banking Supervision
CASBI	:	CCIL All-India Sovereign Bond Index
CESTAT	:	Customs, Excise and Service Tax Appellate Tribunal
CGF	:	Credit Guarantee Fund
CIC	:	Chief Information Commission
CPs	:	Core Principles
CSAA	:	Control Self-Assessment Audit
DIC	:	Deposit Insurance Corporation
DIF	:	Deposit Insurance Fund
EAD	:	Exposure at Default
EMEs	:	Emerging Market Economies
FIMMDA	:	Fixed Income Money Market and Derivatives Association
GAAP	:	Generally Accepted Accounting Principles
GNPA	:	Gross Non-Performing Assets
GS/G-Secs	:	Government Securities
IADI	:	International Association of Deposit Insurers
IDL	:	Intra-Day Liquidity
IFRS	:	International Financial Reporting Standards
IRA	:	Investment Reserve Account
LABs	:	Local Area Banks
LCR	:	Liquidity Coverage Ratio
MIS	:	Management Information System
MTM	:	Mark to Market
MVE	:	Market Value at End
NACH	:	National Automated Clearing House
NNPA	:	Net Non-Performing Assets
OECD	:	Organization for Economic Co-operation and Development
PMCBL	:	Punjab and Maharashtra Co-operative Bank Limited
RBI	:	Reserve Bank of India
RCS	:	Registrar of Co-operative Societies
RRBs	:	Regional Rural Banks
SFBs	:	Small Finance Banks
SOP	:	Standard Operating Procedure
TMO	:	Treasury Mid Office
UDIN	:	Unique Document Identification Number
VaR	:	Value at Risk
AID	:	All Inclusive Directions
APRC	:	Asia Pacific Regional Committee
CAAP	:	Computer Aided Audit Programme

ABBREVIATIONS

CCIL	:	Clearing Corporation of India Limited
CGCI	:	Credit Guarantee Corporation of India Ltd.
CGS	:	Credit Guarantee Scheme
CISO	:	Chief Information Security Officer
CRCS	:	Central Registrar of Co-operative Societies
DIA	:	Deposit Insurance Agency
DICGC	:	Deposit Insurance and Credit Guarantee Corporation
DIS	:	Deposit Insurance System
EKP	:	Enterprise Knowledge Portal
ERM	:	Enterprise-wide Risk Management
FRN	:	Firm Registration Number
GDP	:	Gross Domestic Product
GoI	:	Government of India
GST	:	Goods and Services Tax
ICAI	:	Institute of Chartered Accountants of India
IFR	:	Investment Fluctuation Reserve
IMF	:	International Monetary Fund
KYC	:	Know Your Customer
LAR	:	Liquidity Adequacy Ratio
LGD	:	Loss Given Default
MPC	:	Monetary Policy Committee
MVB	:	Market Value at Beginning
NABARD	:	National Bank for Agriculture and Rural Development
NDS-OM	:	Negotiated Dealing System - Order Matching System
NSO	:	National Statistical Office
OTC	:	Over the Counter
QCCP	:	Qualified Central Counter-Party
RBIA	:	Risk Based Internal Audit
RR	:	Reserve Ratio
RTI	:	Right to Information
SLGS	:	Small Loan Guarantee Scheme
TAFCUB	:	Task Force on Co-operative Urban Banks
TWR	:	Total Weighted Return
USA/US	:	United States of America

2025-26 AT A GLANCE

Years of providing deposit insurance and securing public confidence in the banking system

64

Registration of Banks

Registered Insured Banks at the beginning of the year	1982
Banks registered during the year (RRBs)	11
Banks deregistered during the year (26 RRBs and 17 UCBs)	43
Registered Insured Banks at the end of the year	1950

Coverage Limit

₹5,00,000[1]

(USD 5,282)[2]

Coverage Ratio by Accounts (end-March 2026)

Total number of eligible accounts	301 crore[3]
Number of fully protected accounts	294 crore
Fully Protected Deposit Accounts Ratio	97.4%

Coverage Ratio by Value (end-March 2026)

Total Assessable Deposits	₹275 Lakh Crore (USD 2,910 Billion)
Total Insured Deposit	₹109 Lakh Crore (USD 1,155 Billion)
Insured Deposits Ratio	39.7%

Premium collected during the year

₹29,947 Crore

(USD 3 Billion)

Claims settled during the year

₹1,988 Crore

(USD 210 Million)

For banks placed under AID	₹1,460 Crore (USD 154 Million)
For merged banks	₹343 Crore (USD 36 Million)
For liquidated banks	₹185 Crore (USD 20 Million)

Recoveries from settled claims

₹1,109 Crore

(USD 117 Million)

Deposit Insurance Fund (DIF) (March 31, 2026)

₹2.62 Lakh Crore

(USD 28 Billion)

Reserve Ratio (March 31, 2026)

2.39%

1 [1] Per depositor per bank; held in same right and same capacity; and inclusive of principal and accrued interest.

2 [2] The Exchange rate applied is 1 USD = 94.6543 INR as on March 30, 2026, as per Financial Benchmark India Pvt. Ltd (FBIL).

3 [3] 1 lakh = 100,000; and 1 crore = 10,000,000.

HIGHLIGHTS: The Journey so far

Panel 1: Number of Registered Banks

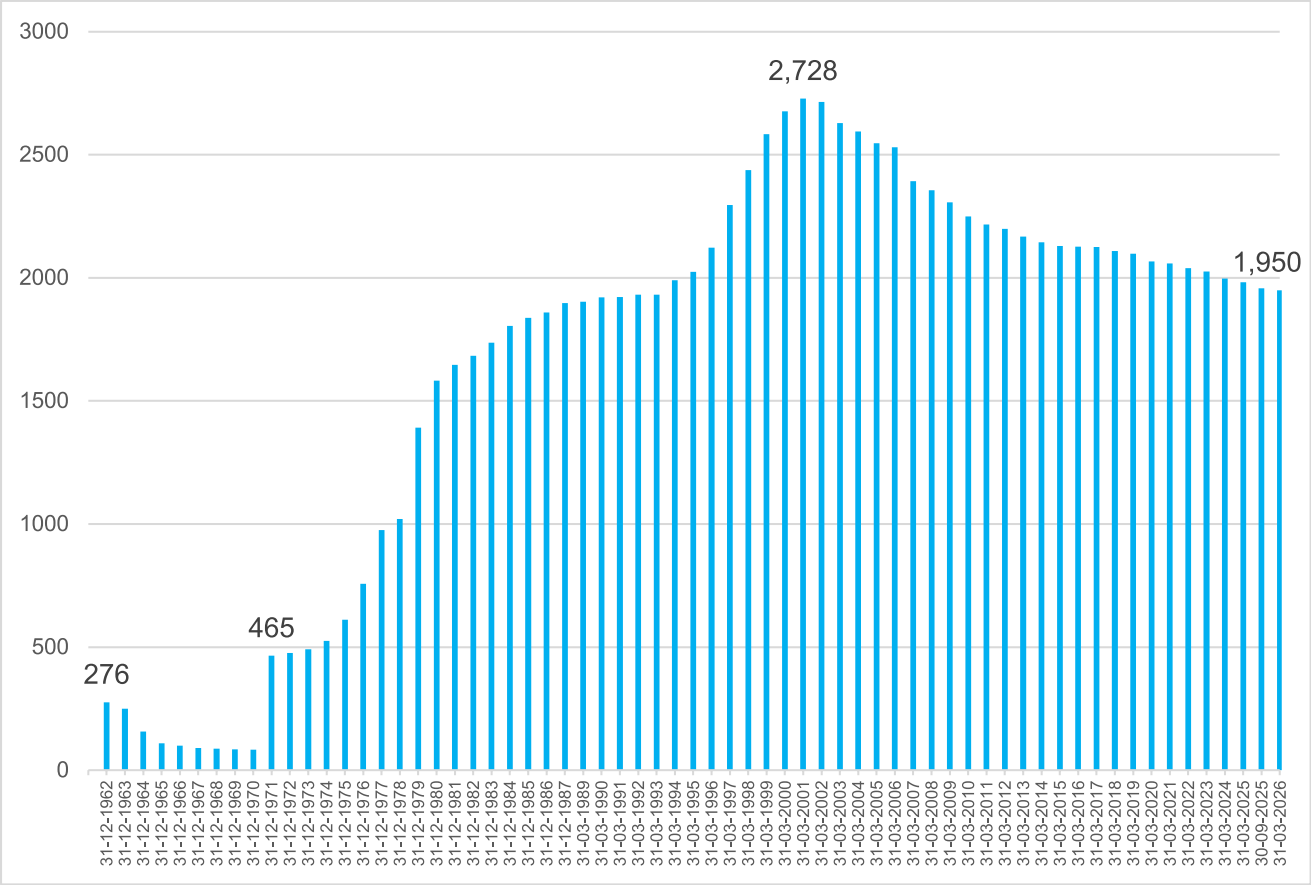

Panel 2: Coverage Limit

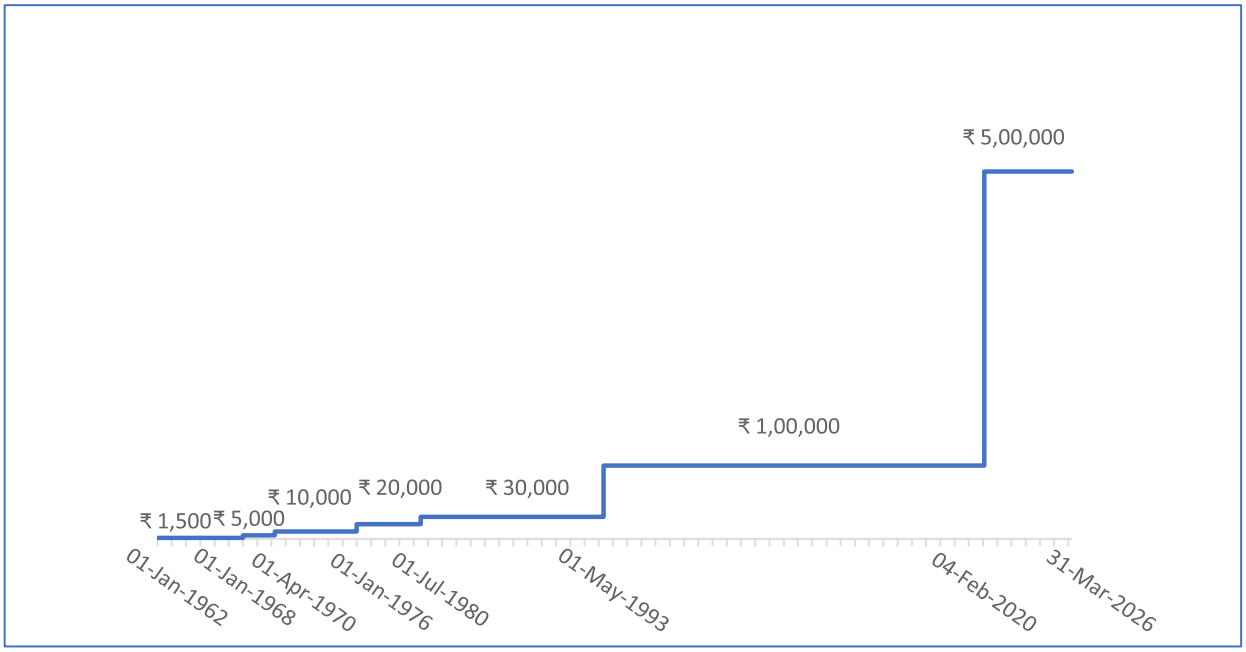

Panel 3: Fully Protected Accounts Ratio (FPAR) & Insured Deposit Ratio (IDR)

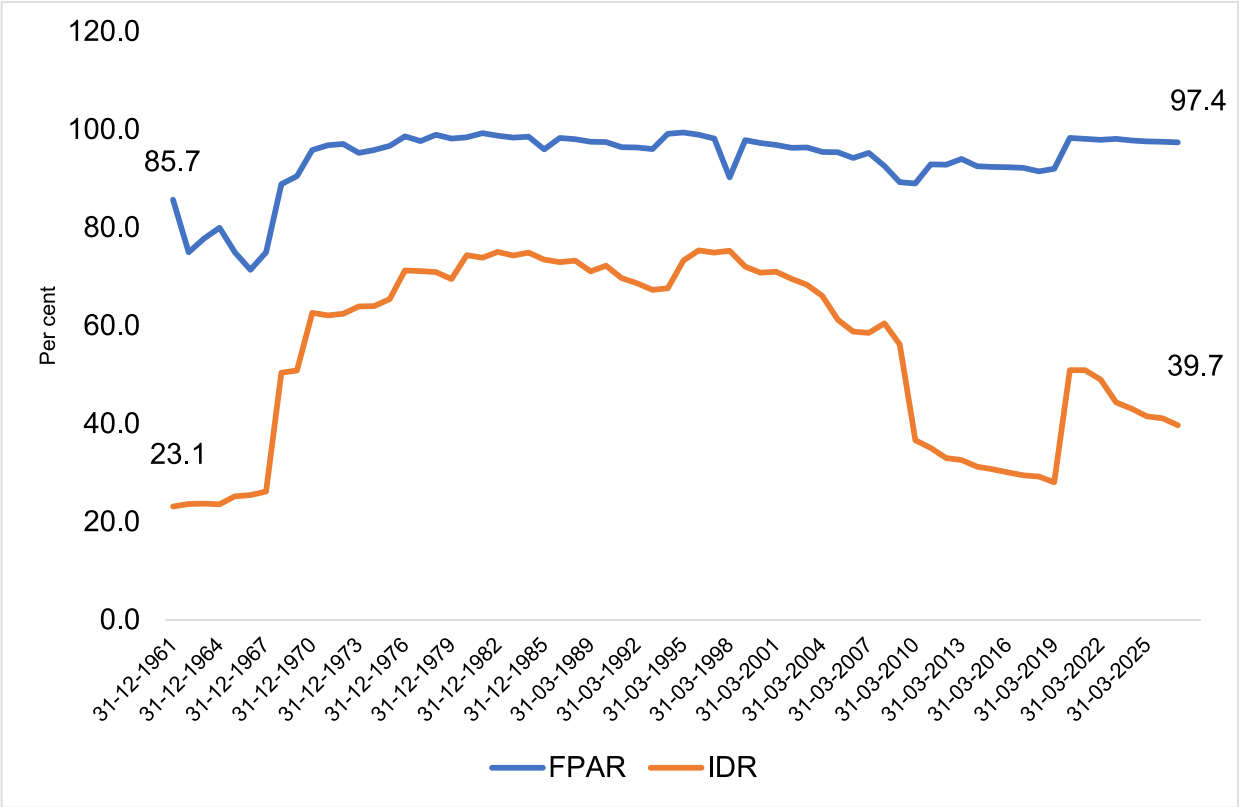

Panel 4: Premium Rate

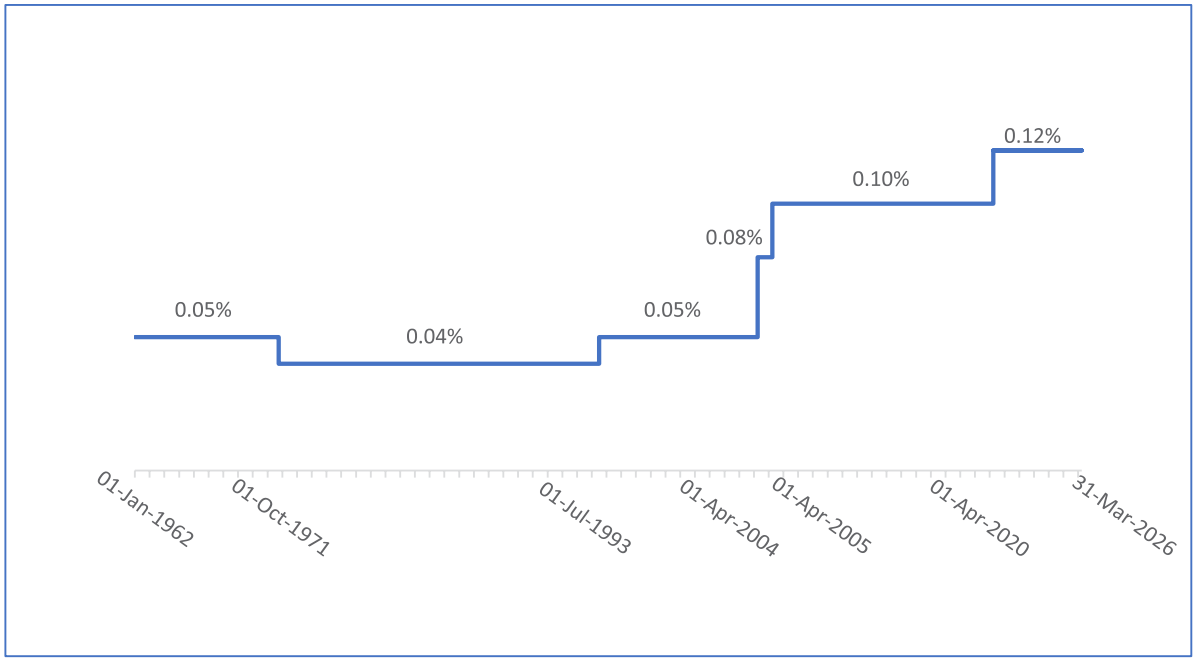

Panel 5: Reserve Ratio

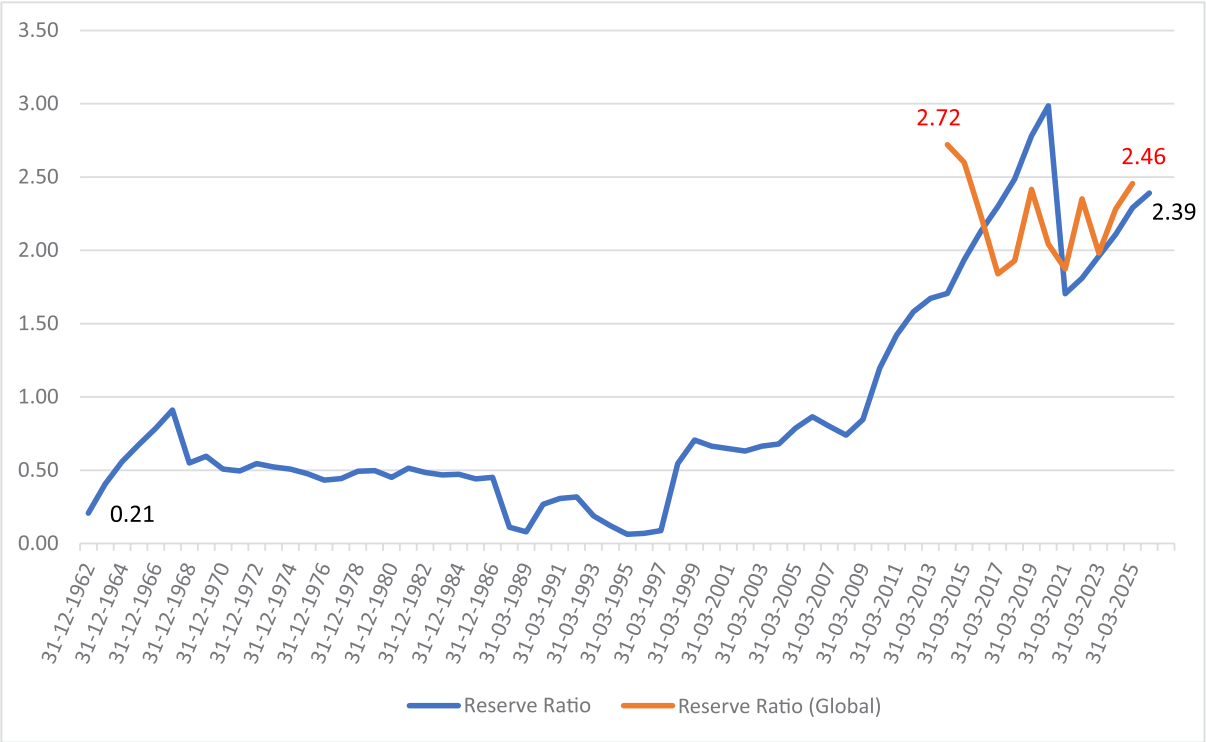

1. APPRAISAL AND PROSPECTS

1.1 Introduction

Deposit insurance is a critical function of the 'Financial Safety Net', along with prudential regulation, supervision, the Lender of Last Resort (LOLR)/Emergency Liquidity Assistance (ELA) function and resolution. The deposit insurance scheme in India is administered by the Deposit Insurance and Credit Guarantee Corporation (DICGC or 'the Corporation'), a wholly owned subsidiary of the Reserve Bank of India (RBI), established under the DICGC Act, 1961 and the DICGC General Regulations, 1961. The Corporation complements the regulatory and supervisory framework of the Reserve Bank in safeguarding the interests of depositors and promoting confidence in the banking system.

The deposit insurance system has evolved in response to the changing needs of the financial sector. Over the years, the Corporation has progressively strengthened its financial resilience, operational capabilities and institutional framework in line with international standards and evolving best practices. During 2025–26, this journey continued with a renewed emphasis on technology-driven transformation, operational efficiency and depositor-centric initiatives. Three major developments defined the year: approval of a Risk Based Premium Framework, marking the transition from flat-rate to risk-sensitive pricing; the migration of premium collection to an end-to-end digital platform (named SAMYAK); and a substantial expansion of depositor awareness and communication.

This chapter presents an assessment of the deposit insurance scheme during 2025-26 and concludes with the prospects for 2026-27.

1.2 Appraisal of 2025-26

Despite trade and geopolitical uncertainties, the global economic growth sustained at 3.4 per cent in 2025, aided by investment in technology, fiscal and monetary support, and accommodative financial conditions; and the Indian economy remained strong growing at 7.6 per cent in 2025-26 from 7.1 per cent a year ago, on the back of steady private consumption and robust investment on the demand side, and buoyant services alongside improving industrial activity on the supply side. Deposit and credit of Scheduled Commercial Banks (SCBs) exhibited double digit growth with the deposit growth broadly remaining below that of credit growth during 2025-26.[1]

The global financial system has displayed resilience despite successive shocks in the recent past. Global financial stability risks, however, remain elevated. On the domestic front, sound macroeconomic fundamentals and a healthy financial system helped the Indian economy to withstand spillovers from the West Asia crisis. Despite an uptick in the financial system stress indicator (FSSI), the stress in the domestic financial system remains relatively low compared to previous crisis episodes.[2]

In this backdrop, the Corporation continued to strengthen the deposit insurance system while maintaining robust financial capacity and operational preparedness.

Governance

During the year, the Board of Directors of the Corporation approved the Corporate Governance Policy, 2026 bringing together the corporate governance aspects embedded in the DICGC Act,

[1] Reserve Bank of India (2026), *Annual Report, 2025-26*, Mumbai, pages 13-14.
[2] Reserve Bank of India (2026), *Financial Stability Report*, June 2026, pages 3 - 5.

Regulations and other Board decisions including, *inter alia*, the Board structure, Board practices, Committees of the Board, the role of the External Auditor and public information disclosures. The Corporation formulated a Medium-Term Action Plan titled "UNNATI" (2025–2027), approved by the Board in its 275*th* meeting held on May 15, 2025. The Corporation issued a Master Direction to formalise this oversight framework for accurate reporting of assessable deposits and of the premium paid thereon.

Considering the increasing reliance on technology-driven operations and the critical need for uninterrupted service delivery, the Board approved a comprehensive and operationally robust Business Continuity Plan framework, 2026. Reconstitution of the RBI-DICGC Coordination Committee with the inclusion of National Bank for Agriculture and Rural Development (NABARD) in the Committee along with the constitution of an Adjudication Committee to deal with instances of delayed or non-submission of the deposit insurance return by insured banks, and of delay in repayment to the Corporation following settlement of depositors' claims were taken up by the Board.

Insured Banks

During the year, 11 Regional Rural Banks (RRBs) registered with DICGC and 43 banks were deregistered, comprising 26 RRBs and 17 Urban Co-operative Banks (UCBs). This primarily reflected consolidation within the banking sector through the amalgamation of RRBs and mergers among UCBs. Consequently, the Corporation provided deposit insurance coverage to 1,950 banks as on March 31, 2026, comprising commercial banks and eligible co-operative banks across the country.

Coverage

The coverage scope and limit remained unchanged during the year. The current coverage limit is ₹5,00,000 (approximately US$5,282)[3] per depositor per bank which has been effective from February 4, 2020.

Assessable and Insured Deposits

The growth in the banking system was reflected in the continued expansion of the deposit insurance base during the year. The total number of accounts and the total number of fully protected accounts[4] grew by 2.6 per cent and 2.4 per cent to 301 crores and 294 crores, respectively. The total Assessable Deposits (AD) increased by 14.3 per cent (y-o-y) to ₹275 lakh crore as at end-March 2026, while insured deposits increased by 9.2 per cent to ₹109 lakh crore.

Coverage Ratios

With AD growing at a faster pace than ID, the insured deposits ratio (IDR), measured as insured deposits as a proportion of assessable deposits, moderated to 39.7 per cent as at end-March 2026 from 41.5 per cent last year. The IDR declined across all bank groups, with the sharpest decline in Public Sector Banks (PSBs), followed by UCBs and Local Area Banks (LABs). The proportion of fully protected accounts remained high at 97.4 per cent indicating that nearly most eligible deposit accounts continued to be fully protected under the existing insurance limit.

Internationally, the average proportion of fully protected accounts reported by the International Association of Deposit Insurers (IADI)[5] is around 96 per cent, while the mean insured deposits ratio is slightly more than 40 per cent, placing India's depositor coverage broadly in line with prevailing international experience.[6]

[3] Converted at the RBI reference rate of ₹94.6543 per US dollar as on March 30, 2026 from FBIL Website.
[4] These are deposit accounts with outstanding balance less than ₹5,00,000.
[5] The IADI, established in 2002 and based in Basel, Switzerland, is a global forum of deposit insurers and an international standard setting body for deposit insurance, namely the Core Principles for an Effective Deposit Insurance System, 2025. DICGC is a member of the IADI since 2004-05.
[6] IADI (2026), Deposit Insurance in 2026: Global Trends Report, March 2026.

Funding of DICGC

The Corporation builds and manages a Deposit Insurance Fund (DIF) for operating the deposit insurance scheme. The DIF is funded from three primary sources: the deposit insurance premium levied on banks, interest income from investments in government securities, and recoveries of deposit insurance claims settled.

The Corporation maintained a strong financial position during the year. Its total revenue (premium income, repayments, and investment income) grew by 13.3 per cent to ₹49,723 crore during the year. Of which, the premium revenue increased by 11.9 per cent to ₹29,947 crore, broadly reflecting growth in the assessable deposit base; commercial banks contributed 95.0 per cent of premium receipts, with co-operative banks accounting for the remaining 5.0 per cent. The extant flat rate premium is 0.12 per cent of assessable deposits per annum, with effect from April 1, 2020. Investment income increased by 18.0 per cent to ₹18,667 crore.

The DIF, which serves as the financial backstop for the deposit insurance system, increased by 14.4 per cent to ₹2,61,823 crore as at end-March 2026, further strengthening the Corporation's financial resilience. The reserve ratio stood at 2.39 per cent, close to the global average of 2.5 per cent.

Risk Based Premium (RBP) Framework

The DICGC has, with the approval of the Reserve Bank, decided to implement a Risk Based Premium Framework with effect from April 1, 2026, under Section 15(1) of the DICGC Act, 1961, which provides for differential premium rates for different categories of banks. The RBP Framework incentivises sound risk management by banks and facilitates better managed banks to pay a lower premium than the Card Rate of 12 paise per ₹100 of AD per annum.

Claims Settlement / Reimbursement

During the year, the Corporation settled claims amounting to ₹1,988 crore, pertaining entirely to co-operative banks under liquidation, merger or All Inclusive Directions (AID). Of this, ₹1,460 crore pertained to banks under AID, by way of interim payments to depositors under Section 18A of the DICGC Act, 1961, and ₹528 crore to claims of liquidated and merged banks. Cumulative claims settled since inception (1962) amounted to ₹18,931 crore.

The Corporation took an average of seven days to sanction a claim from the date of its receipt from the liquidator (seven days in the previous year), thereby ensuring timely reimbursement to insured depositors.

Recovery

DICGC is mandated by statute to recover the amounts paid out to depositors. Recoveries amounting to ₹1,109 crore were received from liquidators and transferee banks during the year, reflecting sustained efforts towards asset realisation.

Digitisation and Process Transformation

As part of its medium-term strategy termed UNNATI, the Corporation has embarked upon a comprehensive digitalisation programme aimed at leveraging technology to optimise its processes and improve operational efficiency, with a focus on data management, process optimisation, business analytics, public awareness and cyber security.

During the year, the Corporation launched SAMYAK, an end-to-end digital platform for premium collection that integrates return submission, premium computation, payment, statutory auditor certification and Aadhaar-enabled e-signing into a single workflow. Migration to the platform simplified compliance for insured banks, reduced manual intervention and improved operational efficiency through straight-through processing and automated reconciliation

Complementing this initiative, the Corporation accelerated the digitisation and straight-through

processing of core business processes, including claims settlement and recovery management, through modules providing automated workflows, online authentication by banks and auditors, dashboards and payment gateway integration. These enable structured monitoring, closer engagement with stakeholders, timely settlement of claims and improved recoveries from liquidated banks and banks under AID.

Furthermore, the Corporation developed a Single Customer View (SCV) application — a standalone application provided to insured banks that aggregates account-level data into depositor-level data, grouping accounts held 'in the same right and same capacity' and setting off loan amounts, where applicable, to arrive at the insured amount. Its rollout is expected to improve the quality and standardisation of depositor data across insured banks, thereby facilitating faster claim processing in the event of a bank failure. Implementation of SCV application represents an important step towards strengthening depositor data readiness and advancing compliance with the principles advocated by IADI on timeliness of claim settlement.

Public Awareness and Communication

Depositor awareness determines whether deposit insurance translates into depositor confidence, particularly during periods of stress. Recognising that depositor confidence depends not only on financial protection but also on public awareness, the Corporation significantly expanded its communication initiatives during the year.

The Corporation strengthened its digital presence through a revamped website, an AI-enabled chatbot, a claim status tracker, educational videos and expanded social media outreach, including the launch of official Instagram and YouTube channels, making deposit insurance information more accessible and easier to understand for diverse sections of society.

Financial awareness programmes were undertaken by the Communication Cell, independently as well as in collaboration with the Reserve Bank and NABARD, supported by the publication of *DICGC: The Safety Net*, the Corporation's first educational comic book, which presents key concepts of deposit insurance through simple illustrations and relatable narratives. Familiarisation sessions for students were held in collaboration with the Reserve Bank, and, under a 'train the trainer' model, officers of RBI Regional Offices were engaged to carry the DICGC mandate forward across their jurisdictions. Information material was shared with the Reserve Bank and NABARD for distribution through their financial literacy campaigns.

Governance and Risk Management

During the year, the Corporation continued to reinforce its governance and risk management framework in recognition of the increasing scale and complexity of its operations. Measures were undertaken to strengthen enterprise-wide risk management covering liquidity, investment, operational, legal and cyber risks. The Risk Management Committee of the Board continued to oversee implementation of the framework, while the Investment Management Guidelines and the Risk Management Framework supported prudent management of the Deposit Insurance Fund.

Engagement with IADI and Other Deposit Insurers

In 2025-26, the Corporation engaged actively with the International Association of Deposit Insurers (IADI) and other deposit insurers through meetings, conferences and workshops organised by the Association. DICGC participated in various surveys, including the IADI Annual Survey 2025. Engagement of this nature supports the Corporation's benchmarking of its practices against the IADI Core Principles for Effective Deposit Insurance Systems.

1.3 Prospects for 2026-27

The Corporation will continue to implement the strategic priorities under its medium-term strategy framework (UNNATI), with emphasis on technology-enabled operations and greater use of data and analytics; stronger recovery mechanisms for enhanced depositor protection; modernisation of the legal, governance and institutional framework; and enhanced awareness initiatives. With the RBP Framework implemented from April 1, 2026, the Corporation will focus on fully automated data collection and continue to assess its impact on premium revenue and the reserve ratio, going forward. It will also periodically review the deposit insurance framework and ensure that the coverage limit remains appropriate. The roll-out of SCV is expected to reduce claim-processing timelines, while SAMYAK and other digital initiatives will improve monitoring of claims, customer complaint handling, asset management and a better DICGC web experience.

The Corporation will develop easy-to-read and vernacular awareness material that will help reach a wider public, with RBI Regional Offices and the training establishments of the Reserve Bank and NABARD closely engaged in dissemination. The Corporation will also deepen engagement with the global deposit insurance community through MOUs with leading deposit insurers, facilitating knowledge exchange, capacity building and adoption of international best practices. DICGC also looks forward to hosting the IADI Asia-Pacific and Eurasia Regional Committee meetings in 2027.

Building on more than six decades of experience and guided by its strategic vision, the Corporation will continue to strengthen the deposit insurance framework through operational excellence, outreach, sound governance and risk management practices, so that the system remains resilient, responsive and future-ready.

2. MANAGEMENT DISCUSSION AND ANALYSIS

2.1 Introduction

The Corporation and its operations are governed by the provisions of the DICGC Act, 1961 and the DICGC General Regulations, 1961. The Act vests the general superintendence, direction and the management of the affairs and business of the Corporation in a Board of Directors. The DICGC Board met four times during the year, on May 15, 2025 (275*th* Meeting), September 03, 2025 (276*th* Meeting), November 06, 2025 (277*th* Special Meeting) and February 12, 2026 (278th Meeting).

A landmark development during the year was the introduction of Risk Based Premium (RBP) Framework in India with effect from April 1, 2026; the proposal to introduce such a framework had been on the anvil since 1998.[7] The primary aim of a RBP framework is to incentivise sound risk management by banks. The Chapter discusses this and other policy developments in the Corporation during the financial year 2025-26. While the next section highlights the Governance related developments, the third section presents the status of implementation of the Medium-Term Action Plan (termed UNNATI) which was initiated for the first time this year. The Chapter concludes with the way forward.

2.2 Major Governance related developments

Elaborate Corporate Governance Policy formulated

Most governance aspects of the Corporation are enshrined in the DICGC Act and the General Regulations, 1961, while some have evolved by practice. A separate comprehensive Corporate Governance Policy document was therefore not drafted from inception until 2007, when DICGC introduced one along lines observed in some advanced economies. With the enhanced mandate following the 2021 amendment to the DICGC Act, and the deliberations at the Strategy Meeting ("Roadmap to Resilience") in 2024, a need was felt to review the Corporation's governance and execution framework and replace with elaborate policy. The Board approved the Corporate Governance Policy, 2026 in its 278th meeting held on February 12, 2026. This Policy while drawing references to the corporate governance aspects embedded in the Act, Rules and other Board decisions lays emphasis on role and responsibilities of the Board and its Committees and senior executives, best secretarial practices, role of auditors, public information disclosure etc.

Guidance Note and FAQs on Assessable Deposits

The Corporation has initiated a scrutiny of returns filed by insured banks to verify the accuracy of reporting of assessable deposits and of the premium paid thereon. Where discrepancies are identified in the classification of assessable deposits, penal interest is levied in accordance with the provisions of the DICGC Act. The Corporation has issued a Master Direction to formalise this oversight framework. The Corporation has conducted capacity building sessions for bankers at CAB Pune and NABARD training establishment. There is a proposal to issue FAQs to obviate errors in deposit classification,

[7] Various committees constituted by the Government of India, Reserve Bank of India and DICGC had recommended it in the past including Narsimham Committee Report on the Banking Sector Reforms (1998), Capoor Committee on Reforms in Deposit Insurance in India (1999), Nachane Committee on Credit Risk Model (2006), Arvind Mayaram Committee (2014), Jasbir Singh Committee (2015), Anand Sinha Committee (2019) and Chalapathy Committee (2020).

going forward.

Introduction of Risk Based Premium (RBP) Framework

DICGC with the approval of RBI Board has introduced Risk Based Premium (RBP) Framework for insured banks w.e.f April 1, 2026. The RBP Framework incentivises sound risk management by banks and facilitates better managed banks to pay a lower premium. The salient features of the framework include a two tier Risk Based Rating Methodology, Risk Categorisation of banks and Risk based premium, Effective Premium Rate, Rating Override Policy, Disclosure Policy and Review Policy. A brief on the RBP framework is set out in Box 2.1.

Box 2.1: Implementation of the Risk Based Premium (RBP) Framework

Since inception, DICGC has levied a flat rate premium to fund the deposit insurance scheme through an ex-ante Deposit Insurance Fund (DIF). While a flat rate premium is simple to understand and administer, it does not differentiate between banks on the basis of their risk of failure and the potential loss to the DIF. Keeping in view the relative advantages of a RBP several countries have moved to it in lieu of a flat premium, beginning with the United States in 1993. As at end-December, nearly 62 per cent of Deposit Insurers have adopted the RBP framework.

RBP was first contemplated for banks in India by the Committee on Banking Sector Reforms in 1998 (Narasimham Committee II), and over the years various other Committees constituted by the Government of India, the Reserve Bank and DICGC have recommended it. RBP could not be implemented earlier on account of operational and data related issues. Based on a comprehensive review, RBI Central Board approved the RBP framework on the recommendation of the DICGC Board in its meeting held on December 19, 2025. DICGC has accordingly issued the necessary instructions *vide* circulars dated February 6, 2026 and April 1, 2026, and the Framework was implemented with effect from April 1, 2026.

Two-Tier Risk Rating Model

The Framework comprises a two-tier Risk Based Rating Methodology, the risk categorisation of banks, and a disclosure and review policy. The Tier 1 Model is applicable to Scheduled Commercial Banks (SCBS) other than Regional Rural Banks (RRBs). Risk rating employ a combination of 'Risk Based' Supervisory ratings of Reserve Bank, quantitative assessment and potential loss to DIF from failure of insured banks. Tier 2 Model is applicable to RRBs, Rural Cooperative Banks [State Cooperative Banks (StCBs), District Central Cooperative Banks (DCCBS), and Urban Cooperative Banks (UCBS). Tier 2 Model employs a combination of quantitative assessment and potential loss to the DIF from failure of such banks, for the purpose of rating. Quantitative Assessment for Tier 1 and 2 model banks is based on objective financial parameters viz., solvency ratios (e.g. capital adequacy and quality of its composition), asset quality ratios, liquidity, profitability indicators, and other parameters.

Rating categorisation and Risk Based Premium

To incentivize bank to improve risk management, progressive discount is given to banks based on their model risk category. Under the rating methodology, each bank is categorised into four groups, namely A, B, C and D as shown in Table 1; with Banks in category A having the best risk management practices. The Risk Based Premium Card rate for each of the category is 8 paise, 10 paise, 11 paise and 12 paise per ₹100 of Assessable Deposits, respectively.

Table 1: Rating Categorisation and Premium Rates

Rating Category (Model Scores)	**A** (80 ≤ MS ≤ 100)	**B** (70 ≤ MS < 80)	**C** (60 ≤ MS < 70)	**D** (0 ≤ MS < 60)
Current Premium Card Rate	12	12	12	12
New Premium Card Rate	8	10	11	12
Average Incentives on Card Rate (%)	33.33%	16.67%	8.33%	0%

Note: Premium rates are in paise per ₹100 of assessable deposit.

Vintage Benefit and Effective Rate of Premium

The RBP framework also provided benefits of vintage, signifying longer contribution to DIF without any major stress events or claim payouts from DICGC, subject to maximum of 25% on the premium rate arrived based on the model rating. The effective rate of premium is therefore a function of the risk rating model and vintage incentive. The RBP framework is to be periodically reviewed at least once in three years. It is expected that the incentive based RBP framework going forward will bring noticeable improvement in bank level governance and overall financial stability of the banking system.

Standard Operating Procedure for banks defaulting on premium payment

To obviate delay in the receipt of premiums, standardized procedure has been formalized of issuing formal notice/s to the defaulting banks, explicitly citing relevant provisions of the DICGC Act, 1961 and to caution them about the possibility of deregistration and consequent loss of deposit insurance coverage. In addition, the matter, if unresolved, shall be escalated to respective supervisory authorities.

Working Group on Stress Testing of DICGC's Portfolio

The Risk Management Committee for DICGC Treasury (October 2023) had recommended the introduction of structured scenario analysis and sensitivity testing for the Corporation's treasury portfolio at regular intervals. The Working Group constituted for the purpose submitted its Report during the year and its recommendations are under examination. The key recommendations are summarised in Box 2.2.

A Working Group on Operational Risk Reserve was also constituted during the year and has submitted its report for consideration.

Business Continuity Plan (BCP) of the Corporation

The Board approved the Business Continuity

Box 2.2: Working Group on Stress Testing of DICGC's Portfolio – Key Recommendations

The Working Group was constituted with members from select Departments of the Reserve Bank, DICGC and the National Institute of Bank Management. Its principal recommendations are as follows.

- DICGC should consider establishing a Stress Testing Framework covering, *inter alia*, objectives, governance, policies, processes, models and methodologies, resources and organisational structures, and documentation, along the lines of the Basel guidelines on stress testing principles.
- Market risk — four models may be employed for scenario analysis: a Value at Risk (VaR) model based on univariate time series data, a VaR model based on historical yields of Government securities, a multivariate regression model, and a multivariate Vector Error Correction Model. A conservative estimate of loss to the portfolio's market value may be assessed by taking the maximum of these outcomes over one-month and three-month horizons.
- Solvency risk — logistic regression models may be run separately for UCBs and SCBs using panel datasets to predict the claims pattern and expected and unexpected claims under baseline, moderate and severe scenarios.
- Threshold reserve ratio — estimates calculated under scenarios of idiosyncratic bank failures and of a systemic shock indicate that the reserve ratio as of March 2025 is sufficient or near sufficient.
- Frequency and resources — stress testing may be conducted at regular intervals, quarterly where data are available quarterly and otherwise annually, using either paid or open-source econometric software.
- The stress testing methodology and framework should be reviewed regularly.

Plan framework in its 278th meeting held on February 12, 2026. Considering the increasing reliance on technology-driven operations and the critical need for uninterrupted service delivery, it had become essential to establish a comprehensive and operationally robust BCP framework. The purpose of the BCP is to ensure that DICGC can respond effectively to operational disruptions and resume key operations within acceptable Recovery Time Objectives, covering Premium Collection, Claims Processing, Repayment, Treasury Operations and Accounts. As part of its risk management strategy, the Corporation proposes setting up a 'near' work alternate recovery (WAR) site and a 'far' disaster recovery (DR) site for conducting critical business functions with minimum disruption. Business continuity management is also one of the IADI Core Principles (CP 4) with which deposit insurers are expected to comply. The framework is summarised in Box 2.3.

Reconstitution of the RBI-DICGC Coordination Committee with the inclusion of NABARD

The DICGC Board has approved the reconstitution of the RBI-DICGC Coordination Committee to include NABARD representative also. Mandate has accordingly been broadened to discuss operational matters concerning rural co-operatives. CGM of NABARD has since been

Box 2.3: Business Continuity Plan (BCP) and Disaster Recovery (DR) Framework

The BCP covers the strategies, procedures, staff roles and responsibilities, all critical business functions, internal and external communication protocols, critical contacts, IT and non-IT infrastructure requirements and disaster recovery procedures applicable from the point at which a crisis is declared and the BCP is invoked.

- **Disruption scenarios and response** — major scenarios include unavailability of the work area, of IT systems or of staff, and citywide disasters. Response strategies involve shifting operations to work-from-home arrangements, WAR sites or DR sites with the necessary application and connectivity support.
- **Critical activities** — claim settlement, premium collection, treasury, website availability, financial operations and recovery. Departments to follow checklists, manual processes, alternate locations and resource prioritisation to ensure continuity.
- **Activation and management** — the Crisis Management Team decides on invoking or revoking the BCP; Nodal Officers and designated personnel execute the plan, communicate through a call tree and coordinate recovery. The Business Continuity Team supervises execution and the Emergency Response Team supports evacuation, communication and operational support.
- **Systems and business impact analysis** — critical systems include SAMYAK, the General Ledger, Treasury, Claims, Recovery, the website and SFMS. The business impact analysis defines the Recovery Time Objective, Recovery Point Objective, maximum outage tolerance and minimum operational requirements for each system.
- **Testing and training** — disaster recovery drills are scheduled quarterly or monthly for specific applications and locations, with post-drill reviews leading to updates in the BCP. Annual training covers activation procedures, disaster recovery processes and awareness.

nominated to the reconstituted Committee.

Constitution of Adjudication Committee

There have been instances of delayed or non-submission of the deposit insurance return by insured banks, and of delay in repayment to the Corporation following settlement of depositors' claims. To deter such instances, Sections 21(4) and 47(2) of the DICGC Act, 1961 provide for the imposition of penalty, which is discretionary in nature, up to a maximum ceiling of ₹1,50,000/-. The DICGC Board has accordingly approved the constitution of an Adjudication Committee comprising three *ex officio* members — two senior officers of the Corporation and one senior officer from the Enforcement Department of the Reserve Bank — to process such cases keeping in mind the principles of prudence and appropriateness. The Committee is guided by a Standard Operating Procedure outlining the process for identification, evaluation and imposition of penalties, to be reviewed every three years or earlier as may be necessary.

Adjustment Entries for Old Outstanding Balances based on RBI Guidelines and Prudential Principles

The Auditors have long drawn attention to certain pending legacy unreconciled items relating to insured bank balances. In the absence of a formal policy framework, the Corporation had been facing constraints in resolving these long-outstanding items. Accordingly, policy drawing reference to RBI policy in such matter was formulated on adjustment of old outstanding entries by way of write-off or write-back in the books of the Corporation and was approved by the Board.

Measures undertaken to reduce carbon footprint of DICGC

DICGC is committed to environmental sustainability in its day-to-day operations. Paper consumption has been reduced substantially using Sarthi, the digital workflow application of RBI, for internal noting and through the use of common printers, and use of e-mail for all external communication. Historical records are being digitised on priority basis. The back issues of the Annual Reports of Deposit Insurance Corporation (1961 to 1978) and DICGC in its current form since 1978 have been digitised and placed on DICGC Webpage for researchers and other stakeholders. Corporation with help of RBI Archives at the College of Agricultural Banking, Pune has identified 480 files of historical importance for digitisation for the benefit of all stakeholders. This is first such instance since its inception where record of historical importance has been transferred to Archives. The Corporation strives to use energy efficiently at its premises, switching off lights and computers when not in use and installing energy-efficient fans, and sensor-based water taps are being used to reduce wastage of water. Employees are encouraged to be responsible towards the environment and to avoid wastage of critical resources.

2.3 Medium-Term Action Plan (UNNATI)

The Corporation formulated a Medium-Term Action Plan titled "UNNATI" (2025–2027) keeping in view the dynamic changes in the financial ecosystem marked by rapid technological advancements, evolving regulatory frameworks and shifting depositor expectations. The Plan was approved by the Board in its 275*th* meeting held on May 15, 2025. The Action Plan is structured around seven strategic pillars — reviewing the legal framework, strengthening internal governance, enhancing depositor protection, recovery management, communication strategy, digitisation and analytics, and human resource management — and twenty specific action items. The Action plan has been taken up for implementation as per the timeline.

2.4 Recovery Management

Recovery efforts were intensified through monitoring of asset realisations by liquidators and regular follow-up with liquidators and banks

under AID. These efforts helped expedite asset realisation and recovery of dues, facilitating timely realisation of assets of liquidated banks. Close coordination was also maintained with RCS offices and RBI Regional Offices, supported by workshops and capacity-building initiatives for liquidators, to strengthen the recovery and liquidation process.

To further strengthen the recovery process, a Recovery Management Dashboard under the SAMYAK-ReMC module was made live in March 2026. The dashboard enables data-driven monitoring and systematic follow-up with liquidated banks and banks under AID, while automating key follow-up mechanisms with liquidators. Online reporting through the module will standardise periodic reporting by liquidators and improve the quality, consistency and granularity of recovery-related information, enabling more effective oversight of recoveries.

2.5 Public Awareness

In the recent period, DICGC has significantly enhanced its Public Awareness Campaigns to increase awareness about deposit insurance and DICGC. Some of our recent initiatives include creation of social media accounts (Public App) of DICGC (November 2022), instructing banks to publish the DICGC logo and QR Code on their websites (September 2023), and publication of a Half Yearly Newsletter (August 2024).

Some of the UNNATI action plans that were completed included: Publishing of an Educational Comic Book titled 'Safety Net' on deposit insurance, which was released by the Chairman at the DICGC Board Meeting held on September 03, 2025; Corporation increased its presence in social media by creating its official channels in popular social media applications, namely Instagram and YouTube (September 2025). Corporation has enhanced its targeted digital content creation for the website and social media applications on an ongoing basis: (a) The Corporation's press releases, public awareness videos and similar material are being regularly updated on social media platforms; (b) The Hindi version of the DICGC comic book "Safety Net" has been hosted on the Corporation's website.

Comprehensive Survey on Deposit Insurance and the Role of DICGC

The Corporation proposes conduct of a comprehensive survey on deposit insurance with a view to fine-tune its communication strategy. The first Round of the survey was completed in August 2024 and Round II is to be completed by August 2026. The Public Awareness Survey 2026 (Round 2) is presently being conducted across 19 cities covering 18 States. The Survey will cover approximately 6,700 household respondents. The Survey findings will help the Corporation in finetuning its communication strategy and outreach. After completion of the Survey, it is proposed to construct a Deposit Insurance Awareness Index for targeted communication.

2.6 Digitisation and Analytics

The Corporation has embarked on a significant digitisation of its internal processes to enhance its efficiency. One of the major initiatives was the Development of the New Integrated Application System (NIAS) which aims at end-to-end automation, data integration, better MIS and use of AI/ML for predictive analysis. The Phase I of NIAS, which included the Bank Registration and Premium Payment Modules, was made live on June 13, 2025. Its key features were fully digital real time premium payment with straight-through processing, Unique ID based (Aadhaar-based) e-signing, and integrated payment gateway to reduce manual intervention and improve operational efficiency. The real time premium payment module has not only expedited receipt of premium but has also obviated reconciliation issues from the 1,950 insured banks and optimal usage of human resources.

Under Phase II, the CSD and RMC Modules were made live on March 13, 2026. The two

modules provide for automated workflows, online authentication by bank/auditors, dashboards, and payment gateway integration, enabling faster, seamless, transparent, and trackable settlements. The RBP Module went live on March 27, 2026, and further enhancement of the RBP module is in progress, which includes automation of online data collection for arriving at bank-wise RBP rates. As regards the Audit Module, the Department of Information Technology, of the Reserve Bank has acceded to the request of the Corporation to use the Reserve Bank's Audit module which will commence from August 2026. As regards the Complaints Module, the as-is study and preliminary designing have been completed and the SRS has been prepared and will be signed shortly.

2.7 Way Forward

Last few years, Corporation had taken initiatives towards automation of business processes and practices. The major business areas have since been mechanized and automated. Going forward it will be the endeavour of the Corporation to make use of the extensive inflow of data for predictive analytics, actionable business intelligence and compliance. The availability of digitalized data allows for automated anomaly detection, enabling DICGC to flag sudden deviations in assessable deposits. It can further benchmark premium growth of insured banks against peers, to identify outliers. Recovery real-time dashboards shall track fund availability, analyze utilization patterns, and forecast future repayment trends. Wherever required pressure points will be identified after analysing claim processing data to further streamline operations. A Single Customer View (SCV) application has been implemented for majority of banks. It is expected that with improvement in depositors' data quality, DICGC will be in position to reduce processing timelines and bring it closer to other major deposit insurers.

In recent past after constitution of the Risk Management Committee of the Board in 2024, Risk Management practices at the Corporation has been strengthened. Corporate Governance and Risk Management Policy has laid strong foundation for effective internal Risk governance within the Corporation. The Working Group on Stress Testing and Operational Risk Reserve has submitted is recommendations. After necessary approvals same shall be taken up for implementation. The RBP framework has been implemented and well received by the stakeholders. Presently, Corporation is working to fully automate receipt of financial and non-financial information and will be made live in next premium cycle. The Risk Rating will be communicated online for transparency.

Steps taken by the Corporation since enunciation of Communication policy in 2023 has been well appreciated. Corporation has increased its engagement with youth and other first-time depositors on the role of DICGC in protecting their deposits. The Corporation shall going forward enhance its public awareness initiatives by way of targeted digital content creation for the website and social media applications on an ongoing basis. Ongoing survey findings shall further enable the Corporation to strategise its communication outreach. While continuing to engage with deposit insurers at IADI meetings or otherwise, the Corporation intends to sign, to the extent possible, MOUs with major deposit insurers for exchange of information on deposit insurance processes, training and related matters.

The emphasis in a nutshell will be on strengthening technology-enabled operations through digital transformation and greater use of data and analytics, reinforcing depositor protection through stronger recovery mechanisms, risk management and public awareness among youth especially via digital outreach. These initiatives seek to ensure that the deposit insurance system remains contemporary and responsive to the changing landscape of banking and financial intermediation.

3. GLOBAL DEVELOPMENTS IN DEPOSIT INSURANCE

3.1 Introduction

Deposit insurance serves as a cornerstone of financial stability, safeguarding depositors and maintaining confidence in the banking system. The global financial landscape is undergoing significant transformations, prompting a paradigm shift in the realm of deposit insurance. As economies evolve and new challenges emerge, deposit insurance systems worldwide are evolving to protect depositors' interests and maintain financial stability.

This Chapter provides an overview of the latest trends in global deposit insurance systems, highlighting the evolving mandates, technological advancements, and strategic choices of deposit insurers.[8]

3.2 Mandate

Deposit Insurers (DIs) have been undergoing significant shifts over the past decade (2013 to 2024), evolving from traditional "Paybox" mandates[9], which solely focused on reimbursing deposits in case of bank failures, to additional roles encompassing bank resolution and financial stability measures. The share of paybox DIs is at the lowest ever recorded at 14 per cent in December 2024 (29 per cent in 2013), while 51 per cent of DIs had Paybox Plus mandate (34 per cent in 2013). This shift reflects the growing adoption of broader mandates by DIs. While the share of Loss Minimiser DIs declined marginally to 18 per cent (21 per cent), that of Risk Minimisers remained more or less constant at 16 per cent (Table 3.1).

Regional variations, however, persist with paybox mandates still prevalent in Africa and the Middle East region and Asia Pacific while there are no DIs in North America with this mandate. Europe region had the highest number of DIs with paybox plus mandate, Latin America & Caribbean region has the highest number of DIs with Loss Minimizer mandate and North America has the highest DIs with mandate of Risk Minimizer. DICGC presently has a Paybox Plus mandate.

[8] The overview is prepared based on data from the IADI's Annual Survey, 2025 and drawing insights from the IADI's report on "Deposit Insurance in 2026: Global Trends Report".

[9] Mandate" of the deposit insurer refers to the set of official instructions describing its roles and responsibilities. These can be broadly classified into four categories: (i) A "pay box" mandate, where the deposit insurer is only responsible for the reimbursement of insured deposits; (ii) A "pay box plus" mandate, where the deposit insurer has additional responsibilities. This includes the case where the deposit insurer is not the (sole) resolution authority, but where it participates in the resolution decision-making process, supports the resolution authority in carrying out its functions, or authorises the use of its funds to support resolution measures; (iii) A "loss minimiser" mandate, where the insurer actively engages in the selection and implementation of a range of resolution strategies for the benefit of insured depositors and in a manner that minimises costs or losses; and (iv) A "risk minimiser" mandate, where the insurer has comprehensive risk minimisation functions that include risk assessment/management, a full suite of early intervention and resolution powers, and in some cases prudential oversight responsibilities. Source: IADI Core Principles for Effective Deposit Insurance Systems, 2014.

Table 3.1: IADI Region wise Deposit Insurers' Mandate in 2024

(Share in per cent of DIs)

IADI Region[1]	Paybox	Paybox Plus	Loss Minimiser	Risk Minimiser
Africa	2	4	-	2
Asia-Pacific	5	7	2	5
Caribbean	2	4	1	-
Eurasia	3	2	-	-
Europe	4	23	6	4
Latin America	1	6	4	2
Middle East and North Africa	3	2	1	-
North America	-	1	1	5
Global Value[2]	**14**	**51**	**18**	**16**

Source: IADI Annual Survey, 2025 and DICGC Staff Calculations.

Notes:

1. The region wise share is sourced from the IADI Annual Survey, 2025 using data of 114 DIs. The data are as of December 31, 2024 for most DIs. For India, data are as of March 31, 2025.
2. The global value is from IADI's VIDA as reported in the Global Trends Report, 2026 which is based on data of 93 DIs.

3.3 Resolution Powers

The mandate of DIs has been expanding continuously over the past decade with DIs increasingly involved in resolution. The share of DIs globally that identify themselves as bank resolution authority has grown to 37 per cent in 2024 (25 per cent in 2013). The role of DIs in resolution decision making continues to expand over time. The proportion of DIs with an involvement in resolution has increased to 82 per cent in 2024 (62 per cent in 2013) and much of this increase is due to the increase in DIs with Paybox Plus mandate. The share of DIs having no input or responsibility in resolution has reduced to 16 per cent in 2025 (with notable decline from 20 per cent in 2024 and 38 per cent in 2013).

The role of DIs in resolution varies significantly by region; the percentage of DIs with the authority to make sole decisions is as high as 63 per cent in North America and as low as zero in Africa and Latin America & Caribbean (Table 3.2).

Table 3.2: IADI Region wise Resolution Powers with Deposit Insurers' in 2024

(Share in per cent of DIs)

IADI Region[1]	No input or responsibility	No input but obligated to participate in resolution funding	Contributes to a decision	Sole decision-making power
Africa	2	1	4	-
Asia-Pacific	4	3	8	2
Caribbean	-	1	4	-
Eurasia	1	2	-	-
Europe	7	29	6	2
Latin America	1	3	8	-
Middle East and North Africa	2	1	1	-
North America	-	-	2	3
Global Value[2]	**18**	**41**	**33**	**8**

Source: VIDA, BIS, 2025 and DICGC Staff Calculations.

Notes:

1. The region wise share is sourced from the IADI Annual Survey, 2025 using data of 114 DIs. The data are as of December 31, 2024 for most DIs. For India, data are as of March 31, 2025.
2. The global value is from IADI's VIDA as reported in the Global Trends Report, 2026 which is based on data of 93 DIs.

Involvement of DIs in non-payout resolution is very high and continues to increase with nine out of ten DIs now involved in non-payout resolution (Table 3.3). Resolution tools (bail-in, bridge bank, and purchase and assumption) are expanding globally, yet their availability varies markedly by region particularly with respect to Bail-in tool. Purchase and assumption is the most widely accessible (91 per cent), followed by bridge bank tool (80 per cent) and bail-in tool (60 per cent). While Europe leads with 85 per cent bail-in access and 92 per cent bridge bank coverage, the Latin America & Caribbean (31 per cent), Asia (42 per cent), and Africa (46 per cent) regions lag in bail-in tool.

3.4 Coverage of Deposit Insurance

The adequacy of deposit insurance coverage, both in terms of level and scope, plays a crucial role in safeguarding depositor confidence, ensuring financial stability, and mitigating systemic risk. While excessive coverage can create moral hazard, inadequate protection may precipitate depositor panic, particularly in periods of stress.

Deposit insurance coverage level is typically assessed using two main indicators, namely: (i) Insured Deposits Ratio (IDR) - the ratio of insured deposits to total assessable deposits; and (ii) Fully Protected Accounts Ratio (FPAR) - the proportion of depositor accounts fully protected under the coverage limit.

Coverage ratio by account/depositor

The mean Coverage ratios on a by-account/ by-depositor basis have been consistently very high globally in the past decade, mostly above 95 per cent. As regards the Fully Protected Accounts Ratio (FPAR), India is at par with the global peers and relatively better than the DIs in the Asia Pacific regions (Table 3.4). India's FPAR of 97.6 per cent in March 2025 is almost at par with the global median of 97.9 per cent in December 2024, indicating that the overwhelming majority of deposit accounts fall fully within the prescribed coverage limit of ₹5 lakh. This level of protection is consistent with the IADI's Core Principle 8, which recommends limited yet credible coverage that protects the majority of depositors and leave remaining to market discipline.

Table 3.3: IADI Region wise Resolution tools available to Deposit Insurers' in 2024

(Share in per cent of DIs)

IADI Region[1]	Bail-in	Bridge Bank	Purchase and assumption
Africa	4	6	7
Asia-Pacific	7	11	14
Caribbean	3	5	5
Eurasia	1	2	3
Europe	33	35	35
Latin America	2	5	10
Middle East and North Africa	1	3	3
North America	3	4	5
Global Value[2]	**60**	**80**	**91**

Source: VIDA, BIS, 2025 and DICGC Staff Calculations.

Notes:

1. The region wise share is sourced from the IADI Annual Survey, 2025 using data of 114 DIs. The data are as of December 31, 2024 for most DIs. For India, data are as of March 31, 2025.
2. The global value is from IADI's VIDA as reported in the Global Trends Report, 2026 which is based on data of 93 DIs.

Table 3.4: Coverage ratios on a by-account/by-depositor basis in 2024

(Per cent)

IADI Region	Minimum	Median	Maximum
Africa	88.3	99.4	99.7
Asia-Pacific	90.0	97.6	99.9
Caribbean	86.0	96.3	96.5
Eurasia	98.3	99.4	100.0
Europe	73.1	97.7	99.9
Latin America	75.0	98.7	99.9
Middle East and North Africa	93.7	97.4	98.0
North America	94.8	99.6	100.0
Global Value	**73.1**	**97.9**	**100.0**
India		**97.6**	
		(97.4)	

Source: VIDA, BIS, 2025 and DICGC Staff Calculations.

Note:

1) VIDA, BIS, 2025 data are as of December 31, 2024. For India, data are as of March 31, 2025 and March 31, 2026 (in parenthesis).

2) Wherever Coverage Ratios by depositor not available, the same by account is considered.

Coverage ratio by value

The global median coverage ratio by value is at 43.4 per cent (Table 3.5). Coverage ratios declined in North America (57 per cent to 49 per cent) and Europe (61 per cent to 55 per cent) from 2013–2024, while Latin America/Caribbean remained steady at around 35 per cent. Asia's declining trend now reversed and is currently at 38 per cent due to jurisdictional coverage upgrades, whereas Africa/Middle East saw a mild reversal of upward trend and is currently at 21 per cent. The IDR for India, at 41.5 per cent as of March 31, 2025, is near to the global median and exceeds the median for the Africa, Asia-Pacific and Caribbean regions. This implies that a larger portion of total deposits in India are covered under DICGC scheme relative to regional APRC members.

Table 3.5: IADI Region wise Insured Deposits Ratio (IDR)

(Per cent)

IADI Region	Minimum	Median	Maximum
Africa	7.1	11.8	19.2
Asia-Pacific	8.4	34.4	68.0
Caribbean	14.0	30.5	36.2
Eurasia	56.6	56.9	100.0
Europe	0.3	57.7	99.8
Latin America	20.1	41.0	60.0
Middle East and North Africa	14.0	22.0	34.3
North America	36.0	55.5	100.0
Global Value	**0.3**	**43.4**	**100.0**
India		**41.5**	
		(39.7)	

Source: VIDA, BIS, 2025 and DICGC Staff Calculations.

Note:

1) VIDA, BIS, 2025 data are as of December 31, 2024. For India, data are as of March 31, 2025 and March 31, 2026 (in parenthesis).

2) IDR - Insured Deposits Ratio.

3.5 Funding

Premium

Globally, ex-ante deposit insurance fund (DIF) resources reach USD 401 billion as of 2025. More deposit insurers are adopting differential premium systems, rising from 43 per cent in 2013 to 62 per cent in 2024 (Table 3.6).

Reserve Ratio

The Deposit Insurance Fund size as a ratio to the insured deposits, also referred to as the reserve ratio (RR) in some jurisdictions, is another metric to compare the reasonableness/ adequacy of the Fund. The global median 'funds to covered deposits' ratio stood at 2.46 per cent as of December 2024 with wide regional variations (Table 3.7). The ratio is observed to decline as income levels increase, a pattern that appears to be more closely linked to structural factors than to the mandate of deposit insurers directly.

Globally, 84 per cent of DIs set target fund levels (as ratios to covered deposits), with median targets at 0.8 per cent in Europe, 1.3 per cent in North America, and 4.2 per cent in Asia, 6.7 per cent in Latin America & Caribbean, and 21.1 per cent in Africa & Middle East. With higher targets, funding gaps remain pronounced in Africa & Middle East at 4 per cent and 1.0 per cent in Latin America & Caribbean, while other regions maintain negligible gaps (<0.1 per cent for North America/Europe and 0.9 per cent for Asia). RR for India at 2.39 as on March 31, 2026 was significantly higher than Asian median at 1.05.

Table 3.6: Differential premium systems in 2024

(Share in per cent)

IADI Region	2013	2024
Flat Rate	57	38
Differential Rate	43	62

Source: IADI Annual Survey, 2025 and DICGC Staff Calculations.

Note:

1) IADI Annual Survey, 2025 data are as of December 31, 2024. For India, data are as of March 31, 2025.

Table 3.7: IADI Region wise Reserve Ratio (RR)

(Per cent)

IADI Region	Minimum	Median	Maximum
Africa	3.21	12.44	30.25
Asia-Pacific	0.20	1.05	15.60
Caribbean	3.64	7.55	14.32
Eurasia	3.89	4.58	8.36
Europe	0.00	1.27	8.85
Latin America	1.90	9.50	22.77
Middle East and North Africa	1.72	9.33	14.52
North America	0.77	1.28	1.83
Global Value	**0.00**	**2.46**	**30.25**
India		**2.29**	
		(2.39)	

Source: VIDA, BIS, 2025 and DICGC Staff Calculations.

Note:

1) Data are as of December 31, 2024. For India, data are as of March 31, 2025 and March 31, 2026 (in parenthesis).

Backstop Funding/Liquidity Support

IADI Core Principle 9 advocates backstop liquidity support from government, central bank, member banks, and/or market. Public backstops are more widely available to deposit insurers. 72 per cent of DIs had such backstop in place in 2024, up from 63 per cent in 2013. Deposit Insurers' (DIs) backup funding sources are diversified. Most backstops are with the government (61 per cent), followed by central banks (43 per cent) and other financial institutions such as development banks or international organisations (27 per cent) (Table 3.8).

3.6 Reimbursement

Prompt reimbursement of depositors is a critical function of effective deposit insurance systems. The global share of deposit insurers initiating reimbursement within seven days has doubled from 35 per cent in 2013 to 70 per cent in 2024. Furthermore, 35 per cent of deposit insurers now commence reimbursement within three days.

Globally, the median time to initiate reimbursement has sharply declined, with Latin America & Caribbean, Africa & Middle East, and Europe improving from over 20 days in 2013 to 7 days in 2024, while Asia saw a steeper drop from 18 to 5 days; North America maintained its rapid 1-day median throughout, reflecting widespread progress in accelerating reimbursement processes across regions (Table 3.9).

Table 3.8: DIs with Backstop Funding/Liquidity Support

(per cent)

Institution	Share in all DIs
Government	61
Central bank	43
Government and/or Central Bank	74
Development banks or international organisations	27

Source: IADI Annual Survey, 2025 and DICGC Staff Calculations.

Note:

1) IADI data are as of December 31, 2024.

Table 3.9: IADI Region wise Speed of Reimbursement

(Days)

IADI Region	Minimum	Median	Maximum
Africa	14	30	730
Asia-Pacific	7	58	1,095
Caribbean	14	55	450
Eurasia	-	548	1,095
Europe	7	7	1,825
Latin America	7	30	120
Middle East and North Africa	30	30	30
North America	2	7	30
Global Value	**-**	**30**	**1,825**
India (AID Banks)		**90**	
		(90)	

Source: VIDA, BIS, 2025 and DICGC Staff Calculations.

Note:

1) Data are as of December 31, 2024. For India, data are as of March 31, 2025 and March 31, 2026 (in parenthesis).

3.7 Conclusion and Way Forward

Globally, as per IADI's survey data, the mandate of DIs has been expanding continuously over the past decade with DIs increasingly involved in resolution. Coverage ratio by value (i.e., the insured deposits ratio) after declining over the years has stabilized in recent years, 'to slightly more than 40 per cent of eligible deposit values (simple mean of jurisdictional coverage ratios) in 2024' likely influenced by depositor behaviour rather than changes in nominal coverage levels.

DICGC continues to play a crucial role in maintaining depositor confidence and supporting the stability of India's financial system. FPAR and RR in India compare favourably with Asian peers. Going forward, DICGC will continue to monitor international developments, assess domestic depositor protection metrics, and consult stakeholders to ensure that the coverage level and scope remain appropriate and credible. DICGC will continue to actively monitor the changes being envisaged in the IADI's Core Principles after the current review which is in progress. DICGC would regularly assess India's deposit insurance systems and move towards compliance with IADI's CPs.

4. REPORT OF THE BOARD OF DIRECTORS

The Working of the Deposit Insurance and Credit Guarantee Corporation during 2025-26

(Submitted in terms of Section 32(1) of the DICGC Act, 1961)

4.1 Introduction

The Board of Directors of the Deposit Insurance and Credit Guarantee Corporation (DICGC) presents this Report on the working of the Corporation during the financial year 2025-26 to the Reserve Bank of India (RBI) and the Government of India (GOI) as required under Section 32 of the DICGC Act, 1961.

The deposit insurance system in India has been legislated by the GOI *vide* the DICGC Act, 1961 (*henceforth, the Act*) and administered as per the provisions of the DICGC Act, 1961 and DICGC General Regulations, 1961 framed by the RBI in exercise of the powers conferred by Section 50(3) of the Act. DICGC, established under the Act as a wholly owned subsidiary of the RBI, operates the Deposit Insurance (DI) scheme as per the provisions of the Act and General Regulations. Currently, Deposit Insurance is the principal function of DICGC as Credit Guarantee Schemes have not been in operation since 2003.

PART A: OPERATIONS AND WORKING

4.2 Bank Registration/Deregistration

During the year, 26 out of the existing 43 RRBs were deregistered from DICGC due to amalgamation and registered as 11 new RRBs (**Table 4.1**). Furthermore, 17 UCBs were deregistered; of which nine were due to cancellation of license and eight due to merger with other UCBs.

Consequently, the number of insured banks at the end of the year (March 31, 2026) stood at 1,950 comprising 124 commercial banks and 1,826 co-operative banks. (***Appendix Tables 1-3***).

Table 4.1: Number of Insured Banks

	Bank Group	March 31, 2025	Banks Registered	Banks Deregistered	March 31, 2026*
1.	Total Number of Insured Banks (2+3)	1,982	11	43	1,950
2.	Commercial Banks	139	11	26	124
	Public Sector Banks (PSBs)	12	-	-	12
	Private Sector Banks (PVBs)	21	-	-	21
	Regional Rural Banks (RRBs)	43	11	26	28
	Small Finance Banks (SFBs)	11	-	-	11
	Foreign Banks (FBs)	44	-	-	44
	Payment Banks (PBs)	6	-	-	6
	Local Area Banks (LABs)	2	-	-	2
3	Co-operative Banks	1,843	-	17	1,826
	Urban Co-operative Banks (UCBs)	1457	-	17	1,440
	District Central Co-operative Banks (DCCBs)	352	-	-	352
	State Co-operative Banks (StCBs)	34	-	-	34

Note: * Provisional

4.3 Coverage

The total assessable deposits (AD) of the banking system grew by 14.3 per cent to ₹275 lakh crore as at end-March 2026 (**Table 4.2**). Under the extant coverage limit (₹5,00,000), the coverage ratio by accounts/depositors [*i.e.,* the fully protected accounts ratio (FPAR)[10]] declined marginally to 97.4 per cent. The total insured deposits (ID) grew at a pace of 9.2 per cent. The coverage ratio by value, i.e., the insured deposits ratio (IDR), also declined marginally to 39.7 per cent (**Appendix Table 4**).

Bank Group wise Coverage Ratios

Commercial Banks had a larger share of the total ID at 92.5 per cent (**Table 4.3**). The highest insured deposit ratio was that of Payments Bank (99.5 per cent) and the lowest was of foreign banks at 4 per cent (***Appendix Table* 5**).

Table 4.2: Aggregate Coverage Ratios

	Particular	As on			Growth (y-o-y)
		March 31, 2024	March 31, 2025	March 31, 2026*	
1.	Assessable Deposits (₹ crore)	2,18,52,160	2,41,06,042	2,75,43,642	14.3%
2.	Total Number of eligible Accounts (crore)	289.7	293.8	301.4	2.6%
3.	Fully Protected Accounts (crore)^	283.3	286.6	293.5	2.4%
4.	Insured Deposits (₹ crore)	94,12,705	1,00,12,065	1,09,33,948	9.2%
5.	Coverage ratio by accounts/ depositors (row 3 / 2) (%)	97.8	97.6	97.4	--
6.	Coverage ratio by value (row 4 / 1) (%)	43.1	41.5	39.7	--

Notes: ^ Refers to accounts fully covered by deposit insurance.

* Provisional

Table 4.3: Bank Group wise Insured Deposits and Coverage Ratios

	As on March 31, 2026* (Amount in ₹ Crore)				
	No. of Insured Banks	Insured Deposits (ID)	Share in ID (%)	Assessable Deposits (AD)	Insured Deposit Ratio (ID / AD * 100)
I. Commercial Banks	124	1,01,12,746	92.5	2,61,77,935	38.6
i) PSBs	12	64,80,763	59.3	1,45,13,352	44.7
ii) PVBs	21	28,42,849	26.0	93,05,345	30.6
iii) FBs	44	50,911	0.5	12,67,912	4.0
iv) SFBs	11	1,22,636	1.1	3,21,553	38.1
v) PBs	6	37,724	0.3	37,904	99.5
vi) RRBs	28	5,76,753	5.3	7,30,286	79.0
vii) LABs	2	1,110	0.0	1,581	70.2
II. Co-operative Banks	1,826	8,21,202	7.5	13,65,707	60.1
i) UCBs	1,440	3,97,657	3.6	6,35,789	62.5

[10] *The ratio of 'accounts with deposit balance up to ₹5 lakh' to the total number of eligible accounts in the banking system.*

Table 4.3: Bank Group wise Insured Deposits and Coverage Ratios					
	As on March 31, 2026* (Amount in ₹ Crore)				
	No. of Insured Banks	Insured Deposits (ID)	Share in ID (%)	Assessable Deposits (AD)	Insured Deposit Ratio (ID / AD * 100)
ii) StCBs	34	71,330	0.7	1,69,856	42.0
iii) DCCBs	352	3,52,214	3.2	5,60,062	62.9
Total	1,950	1,09,33,948	100.0	2,75,43,642	39.7

Note: * Provisional

4.4 Funding of the Corporation: Deposit Insurance Premium and Deposit Insurance Fund

The total premium received by the Corporation grew by nearly 11.9 per cent to ₹29,947 crore during 2025-2026, with commercial banks contributing 95.0 per cent and co-operative banks accounting for the remaining 5.0 per cent **(Table 4.4).** The Deposit Insurance Fund (DIF) grew by 14.4 per cent to reach ₹ 2,61,823 crore as on March 31, 2026.

Interest rate payable by defaulting banks

In terms of Section 15(3) of the Act, any insured bank defaulting on payment of any amount of premium is liable to pay to the Corporation interest for the period of such default at a rate not exceeding eight per cent over and above the Bank Rate (as applicable), as may be prescribed. During the year, the Corporation received ₹45 crore as penal interest from banks.

Standardized procedure of issuing formal notice/s to the defaulting banks

With the approval of the Board, the Corporation adopted a standardized procedure of issuing formal notice/s to the defaulting banks, explicitly citing relevant provisions of the DICGC Act, 1961 to caution them about the possibility of deregistration and consequent loss of deposit insurance coverage. In addition, the matter, if unresolved, is highlighted to the respective supervisory authorities *viz.,* Reserve Bank of India (RBI) and National Bank for Agriculture and Rural Development (NABARD).

DICGC (Payment of Deposit Insurance Premium and Submission of Returns by Insured Banks) Master Directions, 2025

The Corporation issued a Master Direction on October 1, 2025, under Section 34 (1) of the DICGC Act, 1961 to consolidate, update and

Table 4.4: Revenues of the Corporation					
	Bank Group	**2024-25 (₹ crore)**	**2025-26 (₹ crore)**	**Share (%)**	**Growth (y-o-y) (%)**
1	Total Premium	26,764	29,947	60.2	11.9
2	Commercial Banks	25,352	28,440		12.2
3	Co-operative Banks	1,412	1,507		6.7
4	Income from Investment	15,814	18,667	37.5	18.0
5	Repayment	1,309	1,109	2.2	-15.3
6	**Total Revenue**	**43,887**	**49,723**	**100.0**	**13.3**
7	Deposit Insurance Fund (DIF)	2,28,933	2,61,823	--	14.4
8	Reserve Ratio (%)	2.29	2.39	--	--

thereby supersede all circulars, instructions and directives issued previously to the insured banks with regard to the submission of DI Returns, Statutory Auditor Certificate (SAC), and payment of DI Premiums. All banks are required to submit their DI Returns along with DI Premium payment and arrange for a certification by their Statutory Auditors through an online portal called *'Samyak'*.

Introduction of Risk Based Premium Framework

The DICGC, with the approval of the RBI, introduced the Risk Based Premium Framework with effect from April 1, 2026. DICGC Act, 1961 [Section 15(1)] provides for differential premium rates for different categories of insured banks. The framework aims to incentivise sound risk management by banks and reduce premium to be paid by better rated banks with the ceiling set at the previously prevailing flat card rate of 12 paise per ₹100 assessable deposit. The effective premium rate under RBP framework is a function of the Card Rate (i.e. 12 paise per ₹100 of Assessable Deposits) modulated by the risk model incentives and vintage incentives.

There are two risk assessment models, namely, the Tier 1 Model and Tier 2 Model. The Tier 1 Model is applicable to Scheduled Commercial Banks other than Regional Rural Banks (RRBs), and is based on supervisory ratings, quantitative assessment (CAMELS parameters) and potential loss to Deposit Insurance Fund (DIF) in case of failure of insured banks. Tier 2 Model, applicable to RRBs and co-operative banks, is based on quantitative assessment (CAMELS parameters) and potential loss to DIF in case of failure of insured banks. The RBP framework also provides benefits of vintage (signifying longer contribution to DICGC's Deposit Insurance Fund without any claim pay-outs from DICGC).

4.5 Settlement of Deposit Insurance Claims

Bank Group wise Claims Settled

During the year, the Corporation settled claims amounting to ₹1,988 crore to insured depositors of banks liquidated, merged and placed under All Inclusive Direction (AID) (**Table 4.5 and Appendix Table 6, 6A)**. There were no claims from commercial banks.

Table 4.5: Claims Settled – Bank Group wise

(₹ crore)

	Bank Group	2024-25	2025-26			
			Liquidated Banks	Merged banks	AID Banks	Total
1	**Commercial Banks**					
	PSBs	-	-	-	-	-
	PVBs	-	-	-	-	-
	RRBs	-	-	-	-	-
	SFBs	-	-	-	-	-
	FBs	-	-	-	-	-
	PBs	-	-	-	-	-
	LABs	-	-	-	-	-
2	**Co-operative Banks**	**476**	**185**	**344**	**1,460**	**1,988**
	UCBs	476	185	344	1,460	1,988
	DCCBs	-	-	-	-	-
	StCBs	-	-	-	-	-
3	**All Banks (1+2)**	**476**	**185**	**344**	**1,460**	**1,988**

The Corporation holds a provision of ₹12 crore, reflecting the amount refunded by liquidators on account of untraceable depositors (claims sanctioned but depositors not traceable) and a provision of ₹965 crore towards unidentifiable depositors for servicing future claims, if any. Contingent liability amounting to ₹133 crore has been booked for seven banks **(Appendix Table 7 and Appendix Table 7A).**

As regards settlement of claims under section 16 of the DICGC Act, 1961, the corporation has, on an average, taken seven days for sanction from the date of receipt of the claim from the liquidator. Further, for banks under AID, the Corporation has adhered to the statutory timeline of 90 days for settlement of deposit insurance claims from the date of issue of AID to such banks.

Cumulative Claims Settled

Since the inception of deposit insurance, a cumulative amount of ₹296 crore has been paid up to March 31, 2026, towards claims of 27 commercial banks, ₹ 11,483 crore towards claims of 413 liquidated/ merged co-operative banks (including ₹528 crore settled during the year) (**Appendix Table 8 and 8B**) and ₹7,153 crore towards claims of 80 co-operative banks placed under AID (**Appendix Table 8A**).

4.6 Repayments

The total repayments received by the Corporation during FY 2025–26 amounted to ₹1,109 crore, vis-à-vis ₹1,309 crore during FY 2024–25. Of this amount, repayments received from co-operative banks under liquidation amounted to ₹899 crore, while those from AID /Merged banks stood at ₹211 crore **(Table 4.6**).

Cumulative repayments received, since inception, from the liquidators/transferees of banks aggregated to ₹8,079 crore as of March 31, 2026. Of this amount, cumulative repayments from liquidators/transferees of commercial banks aggregated to ₹161 crore, while that of co-operative banks (including liquidated, merged, and AID banks), amounted to ₹7,919 crore.

4.7 Measures related to Recovery Management

Repayments from liquidated banks are received

Table 4.6: Repayments Received – Bank Group wise

(Amounts in ₹ crore)

	Bank Group	2024-25			2025-26		
		Liquidated Banks	AID + Merged Banks	Total	Liquidated Banks	AID + Merged Banks	Total
1	**Commercial Banks**	**3**	-	**3**	-	-	-
	PSBs	3	-	3	-	-	-
	PVBs	-	-	-	-	-	-
	RRBs	-	-	-	-	-	-
	SFBs	-	-	-	-	-	-
	FBs	-	-	-	-	-	-
	PBs	-	-	-	-	-	-
	LABs	-	-	-	-	-	-
2	**Co-operative Banks**	**1,070**	**236**	**1,306**	**898**	**211**	**1,109**
	UCBs	1,070	236	1,306	898	211	1,109
	DCCBs	-	-	-	-	-	-
	StCBs	-	-	-	-	-	-
3	**All Banks (1+2)**	**1,073**	**236**	**1,309**	**898**	**211**	**1,109**

under subrogation rights and in terms of DICGC Act, subsequent to the realization of their assets, less the expenses incurred during the liquidation process. The Corporation maintains continuous coordination with liquidators to accelerate asset realization and ensure timely repayments. Toward this objective, the Corporation actively engages with various stakeholders through TAFCUB Sub-Committee meetings, Standing Advisory Committee meetings, Coordination Committee meetings, interactions with RCS and their officials and liquidators across various states. To further enhance operational efficiency, the Corporation has launched "SAMYAK" – ReMC Portal – to digitize end-to-end workflows with liquidators, encompassing claim settlement, repayment of dues, and submission of statutory returns and statements. The portal also incorporates a dashboard for monitoring the liquidation process and recovery of dues.

4.8 Constitution of the Adjudication Committee

Section 47 of the DICGC, Act, 1961 was amended vide Jan Vishwas (Amendment of Provisions) Act, 2023 which was effective from January 22, 2024. The main objective of the Jan Vishwas Act, 2023 is to decriminalise and rationalise various offenses. The maximum ceiling of the monetary penalty prescribed under the DICGC Act has been raised from ₹2,000 to ₹1,50,000. Section 47 of DICGC Act now *inter alia* provides procedure to be followed for deciding on penalty which includes serving of notice and giving reasonable opportunity of being heard. Further, Section 21(4) of the Act envisages imposition of penalty in case of delay in repayment to the Corporation.

The DICGC has formed an Adjudication Cell internally w.e.f. January 09, 2025, for dealing with matters relating to implementation of the Jan Vishwas Act. Further, in terms of Section 8(3) of the DICGC Act, an Adjudication Committee has been constituted w.e.f. February 12, 2026, to provide structured oversight and decision-making for adjudication related matters. The Committee will deal with matters related to delayed / non-submission of deposit insurance returns by insured banks as also instances of delay in repayment to the Corporation post settlement of depositors' claims.

4.9 Establishment of a Business Continuity Plan (BCP)

In the light of the increasing reliance on technology-driven operations and the critical need for uninterrupted service delivery, a comprehensive Business Continuity Plan (BCP) framework for the Corporation was approved by the Board. BCP provides assurance of continuity during unforeseen events such as system outages, natural disasters, cyber incidents, or other operational disruptions.

4.10 Public Awareness

Comic Book, Newsletter and Outreach Sessions

During the year, the first-ever depositors' awareness and educational comic book titled "DICGC: The Safety Net", developed by an in-house team, was released. It has seven simple stories narrated by DICGC mascot 'DIA- The Wise Owl' and will be particularly useful to younger generation who are yet to avail banking services. DICGC also started conducting financial awareness sessions both directly and in coordination with RBI. RBI and NABARD have been requested to include DICGC related awareness materials in their financial awareness sessions. The 3rd and 4th edition of DICGC Newsletters were also released during the period. As a new initiative, all press releases of DICGC are converted into short video format and uploaded on DICGC's social media channels for wider dissemination.

Website and Social Media Management

The website of DICGC serves as the major source of information for the stakeholders. During the year acquisition of new users on the website was predominantly through 'Direct Route' followed by referral route (being redirected from

other websites). This suggests growing public awareness and recognition of the DICGC website, likely reinforced by recent outreach initiatives. Pages on 'Public awareness' and 'List of Insured Banks/List of Banks' were among the top five pages being accessed in addition to 'A Guide to Deposit Insurance'. The social media handles of the Corporation viz., Public App, Instagram and YouTube enabled targeted, scalable outreach to diverse audiences, especially younger demographics and regional communities.

4.11 Financial safety net cooperation, coordination and information sharing

The DICGC is part of a formal framework within the financial safety net for cooperation, coordination, and information sharing. During the year NABARD was co-opted to the RBI-DICGC Coordination Committee which meets half yearly to discuss issues pertaining to deposit insurance related activities.

4.12 International Relations

Coordination with International DI organizations

The Corporation is a member of the International Association of Deposit Insurers (IADI) and its various committees from 2004 onwards. IADI was set up in 2002 with a view to contribute to the enhancement of deposit insurance systems by promoting guidance and international cooperation. ED, DICGC is the designated ex-officio representative to various Committee of IADI and CGM, DICGC is the Alternate Designated Representative. During the year, officials of the Corporation contributed as members of the Resolution Technical Committee, Emerging Trends Working Group, Financial Technology Technical Committee, E-Money Working Group, Financial Co-operative Technical Committee, Reimbursement Technical Committee and Research Technical Committee. The Officers of the Corporation attended eight in-person and several other virtual meetings, conferences and workshops organised by the IADI and its various committees.

4.13 Public Relations

Complaint Redressal Cell

The Complaint Redressal Cell (CRC) addressed 1,174 complaints received during the year from the members of public (**Table 4.7**).

The complaints were primarily related to claim settlement, non-receipt of insurance amount, non-acceptance of willingness form by the concerned bank, request for amount exceeding the maximum deposit insurance coverage limit, etc. Claimants can track status of their pay-outs, real-time on Daava-Soochak Portal of the Corporation. Though claims settled during FY 2025-26 increased fourfold vis-à-vis FY2024-25, complaints decreased by 17 per cent, aided by the above facility. The disposal of complaints is being made in a timebound manner in co-ordination with the liquidators/nodal officers of the AID banks, regulatory and supervisory departments of RBI. Specific issues relating to complaints are also taken up with the Sub-Committee of Task Force on Urban Co-operative Banks (TAFCUB) for disposal.

The Right to Information Act, 2005

As a public authority, the Corporation is obliged to provide information to the public under the

Table 4.7: Complaints and RTI Queries

S. No	Particulars	2024-25	2025-26
1	Total Complaints	1,410	1,174
2	*Of which* CPGRAMS	52	90
3	RTI requests	78	66
4	Appeals	03	04

Right to Information Act (RTI). During 2025-26, a total of 66 RTI requests and four appeals were received (**Table 4.7** above). The Appellate Authority Order was issued by the Corporation within the prescribed timeframe. The RTI queries primarily pertained to role of RBI and DICGC in protecting depositors, information on claim settlement, queries on enhancement of deposit insurance cover, information on failed banks, banks under AID and amount disbursed etc.

Court Cases

During the year, 22 new cases were filed, and eight cases were closed. There were 72 cases pending in various Courts, Tribunals and Commissions as on March 31, 2026 (**Table 4.8**).

4.14 Credit Guarantee Schemes

At present, the Corporation does not administer any credit guarantee scheme. After 2003–04, no guarantee fee on credit guarantee schemes was received and no claims were paid. No recovery or repayment was received under the Small Loans Guarantee Scheme, 1971 (SLGS 1971) during FY 2025–26.

PART B: OTHER IMPORTANT INITIATIVES/ DEVELOPMENTS

4.15 Risk Management

DICGC strengthened its risk management framework through several key initiatives aimed at enhancing oversight of financial, operational and cybersecurity risks. Regular risk management activities were undertaken, including monitoring of approved investment limits, in accordance with Board approved parameters, preparation of periodic risk reports, consolidation of Asset Liability Management (ALM) statements, computation of stressed Value at Risk (VaR), and back testing of VaR models to assess the robustness of risk measurement practices. Further, the Working Group on Stress Testing of DICGC's Portfolio submitted its recommendations for strengthening the Corporation's stress testing framework, which are presently under review. In addition, a Working Group on Operational Risk Reserve was constituted which has also submitted its reports for consideration. As stated earlier, Policy on BCP framework for the Corporation has been approved by the Board and is under implementation.

4.16 Risk Dashboard

A comprehensive risk dashboard was developed to enable continuous monitoring and tracking of identified risks across the Corporation. The risk management framework was also updated, in order to ensure that all potential risks are tracked.

4.17 Digitisation Initiatives of DICGC

The Corporation has undertaken a comprehensive digital transformation of its core operational processes towards becoming a modern, technology-driven, and depositor-centric institution. Among the key developments included fully digital real time premium payment module with straight-through processing, Aadhaar-

Table 4.8: Court-wise Number of pending Cases

	Court	March 31, 2025	New Cases	Cases Closed	March 31, 2026
1	Supreme Court	1	Nil	Nil	1
2	High Courts	47	12	6	53
3	Metropolitan Magistrate/District Civil Court	5	3	1	7
4	Consumer Forum	5	1	1	5
5	Other Courts/Fora	Nil	6	Nil	6
6	**Total**	**58**	**22**	**8**	**72**

based e-signing, and integrated payment gateway, which has potential to reduce manual intervention and improve operational efficiency. Claim settlement and repayment management modules provide for automated workflows, online authentication, dashboards, and payment gateway integration, enabling faster, seamless, transparent, and trackable settlements. The implementation of the Single Customer View (SCV) framework represents another major milestone, helping standardize depositor data and significantly improving data readiness. This shall reduce claim payment timelines. These developments complemented by depositor-focused initiatives such as the revamped DICGC website, informational videos available on DICGC website, online claim status tracker, social media engagement etc, will strengthen depositor convenience, accessibility, and engagement. Collectively, these initiatives shall position DICGC as a progressive, future-ready deposit insurer, aligned with global best practices and committed to delivering technology-enabled, efficient, and depositor-friendly services.

4.18 "UNNATI": Medium-Term Action Plan of DICGC

DICGC has framed Medium Term Strategy Document- UNNATI' (2025-27) structured around seven strategic pillars viz., Governance, Depositor Protection, Digitization, Communication, Legal, Recovery and Human Resource Management with 20 specific action items. The plan is being monitored by the Board.

PART C: TREASURY OPERATIONS

4.19 Review of DICGC Portfolio

4.20 Investment and Risk Management Committee (IRMC)

The IRMC meets every month to review treasury operations and risk parameters during the previous month.

4.21 Risk Parameters

The risk parameters as of March 31, 2026, are given in Table below:

The Corporation's Portfolio parameters as of March 31, 2026 is given in Table below.

Parameter	2024-25	2025-26
Face Value of Total Investments (in ₹ crore)	2,32,393	2,66,883
Book Value of Total Investments (in ₹ crore)	2,36,561	2,71,358
Mark to Market Value of Investment Portfolio (in ₹ crore)	2,43,401	2,67,739
MV/BV	1.03	0.99
Net Appreciation (+)/Depreciation (-) (₹ crores)	6,840	-3,619
Modified Duration (years)	6.3524	6.3054
Portfolio YTM (%)	6.6211	7.0569
10-year benchmark yield (%)	6.58	7.03
	(6.79 GS 2034)	(6.48 GS 2035)

Parameter	2024-25	2025-26
Single Security Concentration Ratio CR1 (within 10%)	5.87% - BV*	4.92% - BV
Four- Securities Concentration Ratio CR4 (within 20%)	17.83% - BV	15.37% - BV
Single Year concentration ratio (Not more than 20%)	9.88% - BV	9.64% - BV
Stressed Value at Risk (SVaR)	₹17,181 crore or 6.42% of portfolio market value (as on March 31, 2026)	
Liquidity Adequacy Ratio (should be ≥ 100%)	142% (As of March 31, 2026)	

* BV: Book Value

PART D: STATEMENT OF ACCOUNTS

The financial statements of the Corporation comprising the Revenue Account, Cash Flow Statement and Balance Sheet for the year ended March 31, 2026, have been prepared in the forms presented under Section 28 of the DICGC Act for each of the three funds viz., Deposit Insurance Fund (DIF), Credit Guarantee Fund (CGF) and General Fund (GF). The affairs of the Corporation have been audited by the Statutory Auditors in terms of the Section 29 of the Act.

4.22 Insurance Liabilities

The Corporation processed claims amounting to ₹1,110 crore during 2025-26. An amount of ₹1,988 crore (Corresponding Period Previous Year (CPPY) ₹475 crore) was paid towards fresh insurance claims during 2025-26, while ₹225 crore were paid during 2025-26 from the liability provided for in the previous year.

The actuarial liability for the DIF of the Corporation, as estimated by the actuary, stood at ₹18,037 crore (CPPY ₹17,567 crore) at the end of the year registering an increase of 2.7 per cent over the corresponding period of the previous year.

There is no claim liability in respect of the Credit Guarantee Fund (CGF).

4.23 Revenue During the Year

The pre-tax revenue surplus in the DIF during the period under review was ₹44,514 crore (CPPY ₹41,302 crore) showing an increase of ₹3,212 crore (7.8%) mainly on account of increase in premium income (₹3,183 crore), increase in income from investment (₹2,853 crore) and decrease in Net Claims (₹878 crore), which was partially offset by decrease in recoveries of claims paid (₹200 crore).

The pre-tax revenue surplus in General Fund (GF) for the period under review stood at ₹23 crore as against a deficit of ₹0.32 crore in CPPY. The increase in surplus by ₹23 crore was mainly due to increase in interest on refund of income tax (₹9 crore); increase in other miscellaneous receipts (₹9 crore) comprising legacy service tax refund amounting to ₹8 crore for the period October 2011-March 2015; increase in income on investments (₹0.81 crore); decrease in service contract or maintenance (₹7 crore); and net decrease in miscellaneous expenses (₹3 crore), as certain non-recurring expenditures such as IADI International Conference were incurred in FY 2024–25. It was partially offset by an increase of ₹3 crore in staff costs; an upward revision in rent, insurance, and lighting expenses (₹0.38 crore); and increase in legal charges (₹0.45 crore). In addition, CCIL transaction charges rose by ₹0.51 crore.

The pre-tax revenue surplus in the Credit Guarantee Fund (CGF) for the period under review was ₹54 crore as against ₹53 crore in CPPY. The increase in surplus was mainly due to net increase in income from investments (₹0.95 crore).

4.24 Accumulated Surplus

As on March 31, 2026, the accumulated surpluses/ reserves (post tax) in the DIF, CGF and GF stood at ₹2,43,786 crore (₹2,11,366 crore), ₹729 crore (₹690 crore) and ₹744 crore (₹727 crore), respectively.

4.25 Investments

The book (at cost) value of investments of the three funds, viz., DIF, CGF and GF, stood at ₹2,69,813 crore (₹2,35,063 crore), ₹753 crore (₹716 crore) and ₹792 crore (₹783 crore), respectively, at the end of 2025-26. Except DIF, the other two funds recorded appreciation and the market value of investments in all the three funds stood at ₹2,66,184 crore (DIF), ₹754 crore (CGF) and ₹802 crore (GF). The net depreciation in market value of DIF as of March 31, 2026, to the extent of ₹ 3,629 crore, was provided for.

4.26 Taxation

Income Tax

As on March 31, 2026, the accumulated balance (outstanding) in the Advance Income Tax (AIT) account in respect of DIF, CGF and GF stood at ₹12,108 crore (₹10,495 crore), ₹12 crore (₹12 crore) and ₹5 crore (₹3 crore) respectively. The accumulated balance in provision for taxation stood at ₹12,115 crore (₹10,395 crore), ₹15 crore (₹14 crore) and ₹6 crore (₹0.08 crore) respectively.

Goods and Service Tax

The Corporation is liable to pay GST for the deposit insurance services rendered to the banks. It has discharged the GST liability in compliance thereof to the extent of ₹5,418 crore during the year. The same was collected from insured banks.

PART E: HUMAN RESOURCES MANAGEMENT AND RAJBASHA

4.27 Human Resources

The Corporation is staffed primarily by employees on deputation from the RBI. The staff strength of the Corporation as on March 31, 2026, stood at 70 as against 67 as on March 31, 2025 (**Table 4.9**).

Training and skill development

Corporation deputes its staff to various training programmes, conferences, seminars and workshops with a view to upgrade skills. These programmes are conducted by various training establishments of the RBI, reputed training institutions in India as well as abroad, the International Association of Deposit Insurers (IADI) and other foreign deposit insurance institutions. During 2025-26, 22 officers, seven class III employees were nominated to participate in RBI training establishments and external training institutes. Besides 11 officers were nominated for participating in the various programmes conducted by IADI.

4.28 Use of Hindi

In compliance with the provisions of The Official Languages Act, 1963, the Corporation prepared quarterly progress reports on use of Hindi. The Official Languages Implementation Committee met on a quarterly basis to monitor and promote the use of Hindi in the day-to-day functioning of the Corporation. Hindi correspondence stood at 98.51 per cent of the total in 2025-26. The Corporation also organizes 'Hindi Fortnight' every

Table 4.9: Category wise Staff Strength as on March 31, 2026

Category	Number	Of which		Share (Per cent)	
		SC	ST	SC	ST
Class I	48*	8	3	16.67	6.25
Class III	18	0	1	0	5.56
Class IV	4	0	0	0	0
Total	**70**	**8**	**4**	**11.43**	**5.71**

SC: Scheduled Castes ST: Scheduled Tribes.

* Includes three employees on contract

year. Hindi Day celebration was held on October 15, 2025.

DICGC was awarded the 3rd Prize for the year 2024-25 under the Regional Office (Western) category by Department of Official Language, Ministry of Home Affairs, Government of India at a function held at Indore on January 20, 2026.

PART F: GOVERNANCE AND AUDIT

4.29 Governance

Board of Directors

The Board currently comprises the Chairman and one nominee Director from the RBI, one nominee Director from the Ministry of Finance, GOI and three independent part-time directors. In terms of Regulation 6 of the DICGC's General Regulations, 1961, the Board of Directors of the Corporation is required to meet ordinarily once in a quarter. The Board held four meetings during the year.

Nomination/Retirement of Directors

Dr Abhijit Phukon, Economic Advisor, Department of Financial Services (DFS) has been nominated as Director on the Board of DICGC under section 6(1)(c) of DICGC Act,1961 with effect from October 22, 2025, vide Gazette Notification dated October 22, 2025, vice Shri Pankaj Sharma. With effect from October 9, 2025, the DICGC portfolio was assigned to Shri Neeraj Nigam, ED, RBI. Consequently, he was nominated, *ex officio* by designation as the RBI nominee director on the DICGC Board under Section 6(1)(b) of the DICGC Act, 1961, in place of Shri Arnab Kumar Chowdhury.

In light of the above, reconstitution of the Board-level committees was necessitated. Dr Abhijit Phukon and Shri Neeraj Nigam were inducted into the Audit Committee and Risk Management Committee of the Board, replacing Shri Pankaj Sharma and Shri Arnab Kumar Chowdhury, respectively. Furthermore, Dr Abhijit Phukon was designated as Chairman of the Risk Management Committee of the Board.

Audit Committee of the Board

As on March 31, 2026, the members of the Audit Committee of Board (ACB) are Shri Neeraj Nigam, RBI nominee Director, Dr Abhijit Phukon, GoI Nominee Director, and Dr Tarun Agarwal, Director. Shri Anup Kumar, CGM DICGC is the Member Secretary to the ACB. The ACB met four times during the year.

Risk Management Committee of the Board

As on March 31, 2026, the members of the Risk Management Committee of Board (RMCB) are Dr Abhijit Phukon, Chairperson, Shri Neeraj Nigam, RBI nominee Director, Prof Partha Ray, Director and Smt Sudha Balakrishnan, Chief Financial Officer, RBI (External expert). Shri Anup Kumar, CGM DICGC is the Member Secretary to the RMCB. The RMCB met three times during the year against required periodicity of at least two meetings.

4.30 Internal Controls

The Corporation has devised a system of control over revenue and expenditure under the three funds viz., DIF, CGF and GF, through quarterly reviews. The annual budget for expenditure under these funds is prepared on various parameters, viz., liquidation cost on claims to be paid of insured banks; project maintenance cost of IT vendor; legal expenses; advertisement cost and staff and establishment related payments. It is approved by the Board before the commencement of each accounting year. Estimates of receipts under the three funds, viz., premium receipts, recoveries and investment income, are also included in the budget. A mid-term review of budgeted expenditure and receipts vis-a-vis actual expenditure, based on the position as at the end of each half year, is placed before the Board.

4.31 Audit of the Corporation

Concurrent Audit

M/s Jasminder Singh & Associates were appointed as Concurrent Auditors of the Corporation for the

period from August 1, 2025, to July 31, 2026. The major findings of monthly audit are placed before the Audit Committee of the Board.

Control and Self-Assessment Audit

Under Control and Self-Assessment Audit (CSAA), a system has been put in place whereby officers of the Corporation conduct audits of work areas with which they are not functionally associated on a half-yearly basis. Reports for corrective actions, if any, are submitted by them.

Statutory Audit

In terms of Section 29 (1) of the DICGC Act, 1961, M/s Jain Chowdhary & Co., Chartered Accountants were appointed as Statutory Auditors of the Corporation for the year 2025-26 with the approval of the RBI.

For and on behalf of the Board of Directors.

Deposit Insurance and
Credit Guarantee Corporation
Mumbai
May 26, 2026

(Swaminathan J)
Chairman

APPENDIX TABLE 1: BANKS UNDER THE DEPOSIT INSURANCE

Year	At the beginning of the period	Registered during the period	De-registered during the year / period where the Corporation's liability			At the end of the period (2+3-6)
			was attracted	was not attracted	Total (4+5)	
(1)	(2)	(3)	(4)	(5)	(6)	(7)
31-03-2026	1,982	11	10	33	43	1,950
31-03-2025	1,997	2	8	9	17	1,982
31-03-2024	2,026	1	24	6	30	1,997
31-03-2023	2,040	0	9	5	14	2,026
31-03-2022	2,058	3	11	10	21	2,040
31-03-2021	2,067	2	6	5	11	2,058
31-03-2020	2,098	6	0	37	37	2,067
31-03-2019	2,109	8	4	15	19	2,098
31-03-2018	2,125	8	7	17	24	2,109
31-03-2017	2,127	13	5	10	15	2,125

APPENDIX TABLE 2-A: INSURED BANKS – BANK GROUP-WISE

Year (as at end March)	No. of Insured Banks				
	Commercial Banks	RRBs	LABs	Co-operative Banks	Total
31-03-2022	96	43	2	1,899	2,040
31-03-2023	94	43	2	1,887	2,026
31-03-2024	95	43	2	1,857	1,997
31-03-2025	94	43	2	1,843	1,982
31-03-2026	94	28	2	1,826	1,950

RRBs: Regional Rural Banks LABs: Local Area Banks

APPENDIX TABLE 2-B: INSURED CO-OPERATIVE BANKS – STATE - WISE (as at end March 2026)

Sr. No.	State	Apex	Central	Primary	Total
1.	Andhra Pradesh	1	22	44	67
2.	Assam	1	0	7	8
3.	Arunachal Pradesh	1	0	0	1
4.	Bihar	1	23	3	27
5.	Chhattisgarh	1	6	12	19
6.	Goa	1	0	3	4
7.	Gujarat	1	18	203	222
8.	Haryana	1	19	7	27
9.	Himachal Pradesh	1	2	5	8
10.	Jharkhand	1	1	1	3
11.	Karnataka	1	21	248	270
12.	Kerala	1	1	58	60
13.	Madhya Pradesh	1	38	47	86
14.	Maharashtra	1	31	454	486
15.	Manipur	1	0	3	4
16.	Meghalaya	1	0	3	4
17.	Mizoram	1	0	1	2
18.	Nagaland	1	0	0	1
19.	Odisha	1	17	9	27
20.	Punjab	1	20	3	24
21.	Rajasthan	1	29	34	64
22.	Sikkim	1	0	1	2
23.	Tamil Nadu	1	24	127	152
24.	Telangana	1	0	48	49
25.	Tripura	1	0	1	2
26.	Uttar Pradesh	1	50	52	103
27.	Uttarakhand	1	10	5	16
28.	West Bengal	1	17	42	60
All States		**28**	**349**	**1,421**	**1,798**
Union Territories					
1.	Andaman & Nicobar Islands	1	0	0	1
2.	Chandigarh	1	0	0	1
3.	Dadra & Nagar Haveli and Daman & Diu	1	0	0	1
4.	Delhi (National Capital Territory)	1	0	14	15
5.	Jammu & Kashmir	1	3	4	8
6.	Ladakh	0	0	0	0
7.	Lakshadweep	0	0	0	0
8.	Puducherry	1	0	1	2
All Union Territories		**6**	**3**	**19**	**28**
All India		**34**	**352**	**1,440**	**1,826**

APPENDIX TABLE 3: BANKS REGISTERED / DE-REGISTERED DURING 2025-26

Bank Group	Category / State	Sr. No.	Name of the Bank
Bank(s) Registered			
Commercial Banks (11)	RRBs (11)	1	Andhra Pradesh Grameena Bank
		2	Bihar Gramin Bank
		3	Gujarat Gramin Bank
		4	Jammu and Kashmir Grameen Bank
		5	Karnataka Grameena Bank
		6	Madhya Pradesh Gramin Bank
		7	Maharashtra Gramin Bank
		8	Odisha Grameen Bank
		9	Rajasthan Gramin Bank
		10	Uttar Pradesh Gramin Bank
		11	West Bengal Gramin Bank
Bank(s) Deregistered			
RRBs (26)	Andhra Pradesh (04)	1	Andhra Pradesh Grameena Vikas Bank
		2	Saptagiri Grameena Bank
		3	Chaitanya Godavari Grameena Bank
		4	Andhra Pragathi Grameena Bank, Kadapa
	Bihar (02)	5	Dakshin Bihar Gramin Bank
		6	Uttar Bihar Gramin Bank
	Gujarat (02)	7	Baroda Gujarat Gramin Bank, Vadodara
		8	Saurashtra Gramin Bank
	Jammu & Kashmir (02)	9	Ellaquai Dehati Bank
		10	J & K Grameen Bank
	Karnataka (02)	11	Karnataka Gramin Bank
		12	Karnataka Vikas Grameena Bank
	Madhya Pradesh (02)	13	Madhya Pradesh Gramin Bank
		14	Madhyanchal Gramin Bank
	Maharashtra (02)	15	Maharashtra Grameen Bank
		16	Vidarbha Konkan Gramin Bank
	Odisha (02)	17	Odisha Gramya Bank
		18	Utkal Grameen Bank
	Rajasthan (02)	19	Baroda Rajasthan Kshetriya Gramin Bank
		20	Rajasthan Marudhara Gramin Bank
	Uttar Pradesh (03)	21	Aryavart Bank
		22	Baroda U.P. Bank
		23	Prathama UP Gramin Bank
	West Bengal (03)	24	Bangiya Gramin Vikash Bank
		25	Paschim Banga Gramin Bank
		26	Uttar Banga Kshetriya Gramin Bank

Co-operative Banks 17)	Gujarat (07)	27	Colour Merchant's Co-operative Bank
		28	The Adinath Co-operative Bank
		29	Dhinoj Nagrik Sahakari Bank
		30	Amarnath Co-operative Bank
		31	Amod Nagrik Sahakari Bank
		32	Lalbaug Co-operative Bank Limited
		33	The Bapunagar Mahila Co-operative Bank Limited
	Karnataka (02)	34	Karwar Urban Co-operative Bank Limited
		35	Shimsha Sahakara Bank Niyamita
	Maharashtra (05)	36	Shankarrao Mohite-Patil Sahakari Bank
		37	Ajanta Urban Co-operative Bank Limited
		38	Sawantwadi Urban Co-operative Bank Limited
		39	New India Co-operative Bank Limited
		40	Jijamata Mahila Sahakari Bank, Satara
	Punjab (01)	41	Imperial Urban Co-operative Bank Limited
	Uttar Pradesh (02)	42	HCBL Co-operative Bank Limited
		43	Indian Mercantile Co-operative Bank Limited

APPENDIX TABLE 4: DEPOSIT PROTECTION COVERAGE

As on	Fully Protected Accounts (number in lakh)*	Total Accounts (number in lakh)	% of Fully Protected Accounts to Total Accounts	Insured Deposits* (in ₹ crore)	Assessable Deposits (in ₹ crore)	Insured Deposit to Assessable Deposit
(1)	(2)	(3)	(4)	(5)	(6)	(7)
31-03-2026	29,355	30,144	97.4	1,09,33,948	2,75,43,642	39.7
30-09-2025	29,137	29,888	97.5	1,04,09,023	2,53,09,786	41.1
31-03-2025	28,664	29,381	97.6	1,00,12,065	2,41,06,042	41.5
30-09-2024	28,690	29,370	97.7	96,74,623	2,27,26,914	42.6
31-03-2024	28,331	28,975	97.8	94,12,705	2,18,52,160	43.1
30-09-2023	28,179	28,794	97.9	90,32,340	2,04,18,707	44.2
31-03-2023	27,050	27,630	97.9	86,31,259	1,94,58,915	44.4
30-09-2022	26,746	27,311	97.9	83,89,470	1,81,14,550	46.3
30-09-2021	25,667	26,219	97.9	81,10,431	1,65,49,630	49.0
30-09-2020	24,780	25,260	98.1	76,21,251	1,49,67,770	50.9
30-09-2019	21,610	23,500	92.0	36,96,100	1,34,88,910	27.4
30-09-2018	20,000	21,740	92.0	33,70,000	1,20,05,100	28.1
30-09-2017	17,750	19,410	91.4	32,75,300	1,12,02,000	29.2

* Number of accounts with balance not exceeding ₹1,500 from January 1, 1962 onwards, ₹5,000 from January 1, 1968 onwards, ₹10,000 from April 1, 1970 onwards, ₹20,000 from January 1, 1976 onwards, ₹30,000 from July 1, 1980 onwards, ₹1,00,000 from May 1, 1993 onwards and ₹5,00,000 from February 4, 2020 onwards.

Note:

1. Data from 2009-10 as per new reporting format.
2. Data as on March 31, 2026 are provisional.

APPENDIX TABLE 5: BANK GROUP-WISE INSURED DEPOSITS (Financial Year 2025-26)

Bank Groups	No. of Insured Banks	Insured Deposits (₹ Crore)	Assessable Deposits (₹ Crore)	% of Insured Deposits to Assessable Deposits
(2)	(3)	(4)	(5)	(6)
As on March 31, 2026 (P)				
I. Commercial Banks (i to vii)	**124**	**1,01,12,746**	**2,61,77,935**	**38.6**
i) Public Sector Banks	12	64,80,763	1,45,13,352	44.7
ii) Private Sector Banks	21	28,42,849	93,05,345	30.6
iii) Foreign Banks	44	50,911	12,67,912	4.0
iv) Small Finance Banks	11	1,22,636	3,21,553	38.1
v) Payment Banks	6	37,724	37,904	99.5
vi) Regional Rural Banks	28	5,76,753	7,30,286	79.0
vii) Local Area Banks	2	1,110	1,581	70.2
II. Co-operative Banks (i to iii)	**1,826**	**8,21,202**	**13,65,707**	**60.1**
i) Urban Co-operative Banks	1,440	3,97,657	6,35,789	62.5
ii) State Co-operative Banks	34	71,330	1,69,856	42.0
iii) District Central Co-operative Banks	352	3,52,214	5,60,062	62.9
Total (I+II)	**1,950**	**1,09,33,948**	**2,75,43,642**	**39.7**
As on September 30, 2025				
I. Commercial Banks (i to vii)	**124**	**96,41,292**	**2,40,45,871**	**40.1**
i) Public Sector Banks	12	62,02,745	1,33,65,458	46.4
ii) Private Sector Banks	21	27,00,832	84,74,341	31.9
iii) Foreign Banks	44	51,686	12,02,752	4.3
iv) Small Finance Banks	11	1,15,177	2,88,121	40.0
v) Payment Banks	6	29,465	29,676	99.3
vi) Regional Rural Banks	28	5,40,334	6,84,048	79.0
vii) Local Area Banks	2	1,051	1,475	71.3
II. Co-operative Banks (i to iii)	**1,833**	**7,67,731**	**12,63,915**	**60.7**
i) Urban Co-operative Banks	1,447	3,80,874	5,93,328	64.2
ii) State Co-operative Banks	34	65,323	1,60,969	40.6
iii) District Central Co-operative Banks	352	3,21,535	5,09,618	63.1
Total (I+II)	**1,957**	**1,04,09,023**	**2,53,09,786**	**41.1**

Note: The insured deposits to assessable deposits ratio may not tally due to rounding off.
P – Provisional.

APPENDIX TABLE 5: BANK GROUP-WISE INSURED DEPOSITS (CONCLUDED)

Bank Groups	No. of Insured Banks	Insured Deposits (₹ Crore)	Assessable Deposits (₹ Crore)	% of Insured Deposits to Assessable Deposits
(1)	(2)	(3)	(4)	(5)
As on March 31, 2025				
I. Commercial Banks (i to vii)	**139**	**92,39,260**	**2,28,57,103**	**40.4**
i) Public Sector Banks	12	59,53,830	1,26,11,152	47.2
ii) Private Sector Banks	21	25,71,103	81,93,195	31.4
iii) Foreign Banks	44	52,084	10,91,743	4.8
iv) Small Finance Banks	11	1,07,719	2,70,601	39.8
v) Payment Banks	6	26,142	26,294	99.4
vi) Regional Rural Banks	43	5,27,364	6,62,709	79.6
vii) Local Area Banks	2	1,018	1,409	72.3
II. Co-operative Banks (i to iii)	**1,843**	**7,72,805**	**12,48,939**	**61.9**
i) Urban Co-operative Banks	1,457	3,80,142	5,84,450	65.0
ii) State Co-operative Banks	34	66,285	1,57,076	42.2
iii) District Central Co-operative Banks	352	3,26,378	5,07,412	64.3
Total (I+II)	**1,982**	**1,00,12,065**	**2,41,06,042**	**41.5**
As on September 30, 2024				
I. Commercial Banks (i to vii)	**139**	**89,34,151**	**2,15,53,399**	**41.5**
i) Public Sector Banks	12	57,93,657	1,19,84,450	48.3
ii) Private Sector Banks	21	24,76,339	75,95,372	32.6
iii) Foreign Banks	44	49,158	10,86,877	4.5
iv) Small Finance Banks	11	98,498	2,41,745	40.7
v) Payment Banks	6	18,375	18,470	99.5
vi) Regional Rural Banks	43	4,97,161	6,25,151	79.5
vii) Local Area Banks	2	962	1,334	72.1
II. Co-operative Banks (i to iii)	**1,850**	**7,40,472**	**11,73,515**	**63.1**
i) Urban Co-operative Banks	1,465	3,73,715	5,56,862	67.1
ii) State Co-operative Banks	33	63,262	1,47,586	42.9
iii) District Central Co-operative Banks	352	3,03,496	4,69,067	64.7
Total (I+II)	**1,989**	**96,74,623**	**2,27,26,914**	**42.6**

Note: The insured deposits to assessable deposits ratio may not tally due to rounding off.

APPENDIX TABLE 6: DEPOSIT INSURANCE CLAIMS OF LIQUIDATED/MERGED BANKS SETTLED DURING 2025-26

Sr. No.	Name of the Bank	Main Claim/ Supplementary Claim	No. of depositors	Claim amount (₹ crore)
1	2	3	4	5
	Co-operative Banks			
	Andhra Pradesh (3)			
1	Uravakonda CTBL, Anantpur	Main	1,110	4.20
2	Uravakonda CTBL, Anantpur	Supplementary	26	0.05
3	Durga CBL, Vijayawada	Main	1,512	25.28
	A. Total (Andhra Pradesh - claims)		**2,648**	**29.53**
	Assam (1)			
1	Mahabairab CBL, Tezpur	Main	146	0.95
	B. Total (Assam - claims)		**146**	**0.95**
	Goa (1)			
1	Mapusa UCBL, Mapusa	Supplementary	94	0.26
	C. Total (Goa- Claims)		**94**	**0.26**
	Gujarat (4)			
1	Shree Mahalaxmi CBL, Dabhoi	Main	1,032	8.49
2	Shree Mahalaxmi CBL, Dabhoi	Supplementary	528	1.87
3	Gujarat Industrial CBL, Ahmedabad	Supplementary	213	0.45
4	Color MCBL, Ahmedabad	Main	452	1.09
	D. Total (Gujarat- Claims)		**2,225**	**11.90**
	Karnataka (5)			
1	Millath CBL, Devangere	Main	317	0.72
2	Sharda Mahila CBL, Tumkur	Main	250	0.82
3	Sharda Mahila CBL, Tumkur	Supplementary	6	0.07
4	Deccan UCBL, Vijaypur	Main	3	-
5	Hiriyur UCB, Hiriyur	Main	135	0.18
	E. Total (Karnataka- Claims)		**711**	**1.79**
	Madhya Pradesh (1)			
1	Garha CBL, Guna	Supplementary	32	0.13
	F. Total (Madhya Pradesh)		**32**	**0.13**
	Maharashtra (27)			
1	Adarsh Mahila NSBL, Aurangabad	Main	1,461	7.10
2	Adarsh Mahila NSBL, Aurangabad	Supplementary	351	2.00
3	Ajantha UCB, Aurangabad	Main	4,799	24.75
4	Babaji Date MSBL, Yavatmal	Supplementary	1,503	3.16
5	City CBL, Mumbai	Main	14,501	27.01
6	CKP CBL, Mumbai	Supplementary	148	0.51
7	Independence CBL, Nashik	Main	139	0.81
8	Independence CBL, Nashik	Supplementary	72	0.46
9	Jaiprakash Narayan NSBL, Hingoli	Main	502	2.22
10	Kapol CBL, Mumbai	Main	4,930	12.41
11	Kapol CBL, Mumbai	Supplementary	2,432	7.46

Sr. No.	Name of the Bank	Main Claim/ Supplementary Claim	No. of depositors	Claim amount (₹ crore)
12	Karad Janta Sahkari Bank, Karad	Supplementary	345	0.86
13	Karnala NSBL, Panvel	Supplementary	164	0.66
14	Laxmi CBL, Solapur	Supplementary	32	0.03
15	Mahatma Phule UCBL, Patoda	Supplementary	23	0.14
16	Mantha UCB, Jalna	Supplementary	309	1.51
17	Nagar UCBL, Ahmednagar	Supplementary	5,384	6.43
18	Navodaya UCBL, Nagpur	Supplementary	55	0.27
19	Punjab & Maharashtra CBL amalgamated with Unity SFB, Mumbai	Supplementary	142	1.39
20	Rupee CBL, Pune	Supplementary	954	6.00
21	Sarjeraodada Naik Shirala SBL, Sangli	Supplementary	80	0.06
22	New India CBL amalgamated with Saraswat CBL, Mumbai	Main	-	342.24
23	Seva Vikas CBL, Pimpri, Pune	Supplementary	1,229	2.57
24	Shankarrao Mohite Patil SBL, Akluj	Main	149	1.29
25	Shankarrao Pujari Nutan NSBL	Supplementary	130	0.38
26	Shivajirao Bhosale SBL, Pune	Supplementary	33	0.23
27	Shri Mahesh SBL, Jalgaon	Supplementary	29	0.22
	G. Total (Maharashtra- Claims)		**39,896**	**452.16**
	Odisha (1 claims)			
1	UCB Bhubaneswar, Bhubaneshwar	Supplementary	358	1.66
	H. Total (Odisha - Claims)		**358**	**1.66**
	Rajasthan (3 Claims)			
1	Bhilwada MUCBL, Bhilwada	Supplementary	364	0.44
2	Alwar UCB, Alwar	Supplementary	34	0.05
3	Sumerpur UCB, Pali	Main	289	1.13
	I. Total (Rajasthan- Claims)		**687**	**1.62**
	Uttar Pradesh (8)			
1	Lucknow UCBL, Lucknow	Supplementary	97	0.60
2	Benaras MCBL, Varanasi	Main	6,928	1.73
3	United India CBL, Nagina	Main	2,938	0.48
4	Peoples CBL, Kanpur	Supplementary	17	0.17
5	HCBL, Lucknow	Main	92	0.23
6	Purvanchal CBL, Ghazipur	Main	1,241	15.01
7	Sitapur UCB, Sitapur	Main	1,798	8.39
8	National UCB, Bahraich	Main	78	0.97
	J. Total (Uttar Pradesh- Claims)		**13,189**	**27.57**
	West Bengal (1)			
1	Kasundia CBL, Howrah	Supplementary	228	0.71
	K. Total (West Bengal- Claims)		**228**	**0.71**
	Total (A+B+C+D+E+F+G+H+I+J+K=55 Claims)		**60,214**	**528.28**

APPENDIX TABLE 6A: DEPOSIT INSURANCE CLAIMS SETTLED DURING 2025-26
[Banks under All Inclusive Direction (AID)]

Sr. No.	Name of the Bank	Main Claim / Supplementary Claim	No. of depositors	Amount of Claims (₹ crore)
1	2	3	4	5
	Co-operative Banks			
	Assam (3)			
1	Industrial CBL, Guwahati	Main	677	16.15
2	Industrial CBL, Guwahati	Supplementary	1,384	25.77
3	The Gauhati CBL, Gauhati	Main	2,190	28.29
A. Total (Assam Claims)			**4,251**	**70.20**
	Bihar (1)			
1	Vaishali SVCBL, Hajipur			-0.40
B. Total (Bihar Claims)				**-0.40**
	Delhi (2)			
1	Innovative CBL, Delhi	Main	85	0.83
2	Innovative CBL, Delhi	Supplementary	54	0.64
C. Total (Delhi Claims)			**139**	**1.47**
	Gujrat (2)			
1	Colour MCBL, Ahmedabad	Supplementary	7	0.08
2	Valsad Mahila NSBL, Valsad	Main	1,389	12.76
D. Total (Gujrat Claims)			**1,396**	**12.84**
	Himachal Pradesh (2)			
1	The Baghat UCBL, Solan	Main	2,627	50.31
2	The Baghat UCBL, Solan	Supplementary	8,219	89.40
E. Total (Himachal Pradesh- Claims)			**10,846**	**139.71**
	Karnataka (3)			
1	Amanath CBL, Bangalore	Supplementary	357	5.17
2	Shree Mahalaxmi UCBL, Gokak	Supplementary	599	1.50
3	Lokapavani Mahila SBN, Mandya	Main	417	3.89
F. Total (Karnataka Claims)			**1,373**	**10.56**
	Kerala (2)			
1	Irinjalakuda Town CBL, Thrisuur	Main	15,558	449.04
2	Irinjalakuda Town CBL, Thrisuur	Supplementary	796	13.03
G. Total (Kerala Claims)			**16,354**	**462.07**
	Madhya Pradesh (2)			
1	Sadbhav NSBM, Chhatarpur	Main	422	8.28
2	Sadbhav NSBM, Chhatarpur	Supplementary	153	1.37
H. Total (Madhya Pradesh Claims)			**575**	**9.65**
	Maharashtra (16)			
1	Bhavani SBL, Mumbai	Main	1,317	17.14
2	Konark UCBL, Ulhasnagar	Supplementary	142	0.54
3	Loknete R D Appa KSBL, Nashik	Main	136	1.40
4	Loknete R D Appa KSBL, Nashik	Supplementary	83	1.13
5	Nashik Zilla Mahila VSBL, Nashik	Main	1,005	19.12
6	Pusad UCBL, Pusad	Main	9,203	176.00
7	Samarth SBL, Solapur	Main	35,276	397.33
8	Samarth UCBL, Osmanabad	Main	334	6.17
9	Samarth UCBL, Osmanabad	Supplementary	190	3.79
10	Sarvodaya CBL, Mumbai	Supplementary	374	3.44
11	Shirpur CBL, Dhule	Supplementary	722	5.61
12	Sonpeth NSBN, Sonpeth	Main	200	2.98
13	Yashwant CBL, Phaltan	Main	5,890	98.07
14	Yashwant CBL, Phaltan	Supplementary	1,179	8.89
15	Shankerrao Mohite Patil SBL, Akluj, Maharashtra			-0.02
16	Ajantha UCBM, Aurangabad, Maharashtra			-2.07
I. Total (Maharashtra Claims)			**56,051**	**739.51**

Sr. No.	Name of the Bank	Main Claim / Supplementary Claim	No. of depositors	Amount of Claims (₹ crore)
1	2	3	4	5
	Uttar Pradesh (4)			
1	HCBL, Lucknow	Supplementary	538	1.62
2	National UCBL, Pratapgarh	Supplementary	1,127	12.69
3	Peoples CBL, Kanpur, Uttar Pradesh			-
4	Purvanchal CBL, Ghazipur, Uttar Pradesh			-0.04
J. Total (Uttar Pradesh Claims)			**1,665**	**14.27**
	Punjab (1)			
1	Imperial CBL, Jalandhar, Punjab			-0.06
K. Total (Punjab Claims)				**-0.06**
Total (A+B+C+D+E+F+G+H+I+J+K= 38 Claims)			**92,650**	**1,459.82**

APPENDIX TABLE 7: PROVISION HELD UNDER CONTINGENT LIABILITY
(As on March 31, 2026)

Sr. No.	Date of de-registration	Name of the Bank	Amount (₹ crore)
A		**> 10 years old**	
	-	-	-
	Total (A)	-	-
B	**> 5 years and 10 years old**		
	-	-	-
	Total (B)	-	-
C	**Between 1 and 5 years old**		
1	24-12-2020	Subhadra Local Area Bank (U/L) #	7.75
3	08-06-2022	Mudhol CBL	5.20
5	07-07-2022	Shri Anand CBL	5.45
	Total (C)	**(3 Banks)**	**18.40**
D	**Less than 1 year**		
	-	-	-
	Total (D)	**-**	**-**
Grand Total (A+B+C+D)		**(3 Banks)**	**18.40**

#Claim list is yet to be received from the liquidator. Matter sub judice.

Note: Apart from the banks mentioned above, there are 8 such banks whose license has been cancelled however the contingent liability has not been booked for want of deposit return as on the cut-off date.

APPENDIX TABLE 7A: PROVISION HELD UNDER CONTINGENT LIABILITY - BANKS UNDER AID
(As on March 31, 2026)

Sr. No.	Name of the Bank	Amount (in ₹ crore)
1	Gujarat Rajya Karmchari CBL, Ahmedabad, Gujarat	15.17
2	Kanaka Pattana SBN, Devangere, Karnataka	10.68
3	Urban CBL, Dehradun, Uttarakhand	71.73
4	UP Civil Sectt PCBL, Lucknow, Uttar Pradesh	16.96
Total		**114.55**

APPENDIX TABLE 8: INSURANCE CLAIMS SETTLED AND REPAYMENT RECEIVED - ALL BANKS LIQUIDATED/AMALGMATED/RECONSTRUCTED

(Amount in ₹ thousand)

Sr. No.		Name of the Bank	No. of Depositors	Main Claim Settled Date	Claims Settled	Repayments Received (Written off)	Balance (Col 4 - Col 5)
(1)		(2)	(3)		(4)	(5)	(6)
I		**COMMERCIAL BANKS**					
		i) Full repayment received (A)					
	1	Bank of China, Kolkata (1963)			925.00	925.00	-
	2	Cochin Nayar Bank Ltd., Trichur (1964)*			704.06	704.06	-
	3	Latin Christian Bank Ltd., Ernakulam (1964)*			208.50	208.50	-
	4	Shree Jadeya Shankarling Bank Ltd., Bijapur (1965)*			11.51	11.51	-
	5	Bank of Behar Ltd., Patna (1970)*			4,631.66	4,631.66	-
	6	National Bank of Lahore Ltd., Delhi (1970)*			968.92	968.92	-
	7	Bank of Cochin Ltd., Cochin (1986)*			1,16,278.09	1,16,278.46	(0.38)
	8	Miraj State Bank Ltd., Miraj (1987)*			14,659.08	14,659.08	-
	9	Bank of Karad Ltd., Mumbai (1992)			3,70,000.00	3,70,000.00	-
		TOTAL 'A'			**5,08,386.80**	**5,08,387.18**	**(0.38)**
		ii) Repayment received in part and balance due written off (B)					
	10	Unity Bank Ltd., Chennai (1963)*			253.35	137.79 (115.56)	-
	11	Bank of Algapuri Ltd., Algapuri (1963)*			27.60	18.07 (9.53)	-
	12	Unnao Commercial Bank Ltd., Unnao (1964)*			108.08	31.32 (76.76)	-
	13	Metropolitan Co-op. Bank Ltd., Kolkata (1964)*			880.08	441.55 (438.53)	-
	14	Southern Bank Ltd., Kolkata (1964)*			734.28	372.93 (361.35)	-
	15	Habib Bank Ltd., Mumbai (1966)*			1,725.41	1,678.00 (47.40)	-
	16	National Bank of Pakistan, Kolkata (1966)*			99.26	88.12 (11.13)	-
	17	Chawla Bank Ltd., Dehradun (1969)*			18.28	14.55 (3.74)	-
	18	Lakshmi Commercial Bank Ltd., Banglore (1985)*			3,34,062.25	91,358.30 (2,42,703.95)	-
	19	Parur Central Bank Ltd., North Parur, Maharashtra (1990)*			26,021.36	23,191.65 (2,829.71)	-
	20	United Industrial Bank Ltd., Kolkata (1990)*			3,50,150.63	32,631.51 (3,17,519.12)	-

(Amount in ₹ thousand)

Sr. No.		Name of the Bank	No. of Depositors	Main Claim Settled Date	Claims Settled	Repayments Received (Written off)	Balance (Col 4 - Col 5)
(1)		(2)	(3)		(4)	(5)	(6)
	21	Traders Bank Ltd., Delhi (1990)*			30,633.77	27,382.20	-
						(3,251.57)	
	22	Purbanchal Bank Ltd., Guwahati (1990)*			72,577.39	14,057.91	-
						(58,519.48)	
		TOTAL 'B'			**8,17,291.74**	**1,91,403.91**	-
					(6,25,887.83)		
	iii) Part repayment received (C)						
	23	Hindustan Commercial Bank Ltd., Delhi (1988)*			2,19,167.10	1,05,374.96	1,13,792.14
	24	Bank of Thanjavur Ltd., Thanjavur, T.N. (1990)*			1,07,836.01	1,03,755.98	4,080.04
	25	Bank of Tamilnad Ltd., Tirunelveli, T.N. (1990)*			76,449.75	75,897.32	552.43
	26	Sikkim Bank Ltd., Gangtok (2000)*			1,72,956.25	-	1,72,956.25
	27	Benares State Bank Ltd., U.P (2002)*			10,56,442.08	6,22,212.71	4,34,229.37
	TOTAL 'C'				**16,32,851.19**	**9,07,240.97**	**7,25,610.23**
	TOTAL (A+B+C)				**29,58,529.73**	**16,07,032.05**	**7,25,609.85**
					(6,25,887.83)		
II	**CO-OPERATIVE BANKS**						
	i) Full repayment received (D)						
	1	Bombay Commercial Co-op. Bank Ltd., Mumbai (1976)			573.33	573.33	-
	2	Malvan Co-op. Bank Ltd., Malvan (1977)			184.00	184.00	-
	3	Bombay Peoples Co-op. Bank Ltd., Mumbai (1978)			1,072.00	1,072.00	-
	4	Ramdurg Urban Co-op. Credit Bank Ltd., Ramdurg (1981)			218.99	244.99	(26.00)
	5	Dadhich Sahakari Bank Ltd., Mumbai (1984)			1,837.46	1,837.46	-
	6	Kurduwadi Merchants Urban Co-op. Bank Ltd., Maharashtra (1986)*			484.89	484.89	-
	7	Metropolitan Co-op. Bank Ltd., Mumbai (1992)			12,500.00	12,500.00	-
	8	Hindupur Co-operative Town Bank Ltd., A.P. (1996)			121.97	121.97	-
	9	Bijapur Dist. Industrial Co-op Bank Ltd., Hubli, Karnataka (1996)			2,413.42	2,413.43	(0.00)
	10	Dharwad Industrial Co-op. Bank Ltd., Hubli, Karnataka (1998)^			915.79	915.79	-
	11	Trimoorti Sahakari Bank Ltd.,Pune, Maharashtra (1999)			28,556.47	28,556.47	-
	12	Ichalkaranji Kamgar Nagarik Sahakari Bank Ltd., Maharashtra (2001)			5,068.09	5,068.09	-

(Amount in ₹ thousand)

Sr. No.		Name of the Bank	No. of Depositors	Main Claim Settled Date	Claims Settled	Repayments Received (Written off)	Balance (Col 4 - Col 5)
(1)		(2)	(3)		(4)	(5)	(6)
	13	Madhavpura Mercantile Co-op. Bank Ltd., Ahmedabad, Gujarat (2001,2013@)#)	3,160	02-05-2013	40,15,185.54	40,15,185.54	-
	14	Sri. Lakshmi Mahila Co-op. Urban Bank, (Dergd), A.P. (2002)			7,821.24	7,821.24	-
	15	The Veraval Ratnakar Co-op. Bank Ltd., (Degrd), Gujarat (2002)			26,553.64	26,553.64	-
	16	Nizamabad Co-operative Town Bank Ltd., A.P. (2003)			11,289.66	11,289.66	-
	17	Kurnool Urban Co-operative Credit Bank Ltd., A.P. (2003)			47,432.57	47,432.57	-
	18	Shri Bhagyalaxmi Co-operative Bank Ltd., Gujarat (2003)			34,033.48	34,033.48	-
	19	Ahmedabad Mahila Nagrik Sah. Bank Ltd., Gujarat (2003)			33,329.35	33,331.32	(1.97)
	20	Theni Co-operative Urban Bank Ltd., Tamil Nadu (2003)			33,177.94	33,177.94	-
	21	Ahmedabad Urban Co-op. Bank Ltd., Gujarat (2003)			37,343.88	37,343.88	-
	22	The Janata Commercial Co-op. Bank Ltd.,Ahmedabad, Gujarat (2003)			41,281.62	41,281.62	-
	23	Pithapuram Co-operative Urban Bank Ltd., A.P. (2003)			7,697.97	7,697.97	-
	24	Palana Sahakari Bank Ltd., Gujarat (2003)			22,952.19	22,952.19	-
	25	Charotar Nagarik Sahakari Bank Ltd., Gujarat (2004)			20,65,143.58	20,65,143.58	-
	26	Sholapur Merchants Co-op. Bank Ltd., Maharashtra (2005)			30,697.47	30,697.47	-
	27	Vasundhara Co-op. Urban Bank Ltd.,A.P. (2005)			629.80	629.80	-
	28	Sri Ganganagar Urban Co-op. Bank Ltd., Rajasthan (2005)^			4,787.55	4,787.55	(0.00)
	29	Classic Co-operative Bank Ltd., Gujarat (2005)			5,725.86	5,725.86	-
	30	Matar Nagrik Sahakari Bank Ltd., Gujarat (2005)			30,892.41	30,901.60	(9.20)
	31	Diamond Jubilee Co-op. Bank Ltd., Surat, Gujarat (2005)^			6,06,403.31	6,06,403.31	-
	32	Pragati Co-operative Bank Ltd., Gujarat (2005)			1,30,437.03	1,30,437.03	-
	33	Ujvar Co-op Bank Ltd., Gujarat (2005)			15,706.37	15,706.37	-
	34	Darbhanga Central Co-operative Bank Ltd., Bihar (2005)			18,999.84	18,999.84	-

(Amount in ₹ thousand)

Sr. No.		Name of the Bank	No. of Depositors	Main Claim Settled Date	Claims Settled	Repayments Received (Written off)	Balance (Col 4 - Col 5)
(1)		(2)	(3)		(4)	(5)	(6)
	35	Petlad Nagrik Sahakari Bank Ltd., Gujarat (2005)			24,741.48	24,741.48	-
	36	Maharashtra Brahman Sahakari Bank Ltd., M.P. (2006)		20-06-2006	3,04,703.46	3,04,703.46	-
	37	Madurai Urban Co-operative Bank Ltd., Tamil Nadu (2006)^		01-08-2006	2,57,956.99	2,57,956.99	-
	38	Cauvery Urban Co-operative Bank., Bangalore, Karnataka (2006)		23-10-2006	4,846.70	4,846.70	-
	39	Baroda Mercantile Co-operative Bank Ltd., Gujarat (2006)		06-11-2006	12,825.48	12,825.48	-
	40	Dhansura Peoples Co-operative Bank Ltd., Gujarat (2006)		18-12-2006	58,798.44	58,811.81	(13.36)
	41	Prudential Co-operative Bank Ltd., Secunderabad, A.P. (2007)		22-01-2007	7,55,959.06	7,55,959.06	-
	42	Shriram Sahakari Bank Ltd., Nashik, Maharashtra (2007)		24-04-2007	3,23,215.02	3,23,215.02	-
	43	Yeshwant Sahakari Bank Ltd., Mumbai, Maharashtra (2007)		11-05-2007	5,938.96	5,938.96	-
	44	Shree Jamnagar Nagrik Sahakari Bank Ltd., Gujarat (2007)			11,238.00	11,238.00	-
	45	Anand Urban Co-operative Bank Ltd., Gujarat (2008)	3,793	22-01-2008	1,84,558.65	1,84,558.65	-
	46	Chetak Urban Co-op Bank Ltd., Parbhani, Maharashtra (2008)^	7,240	17-04-2008	7,442.90	7,442.90	-
	47	Maratha Co-operative Bank Ltd., Hubli, Karnataka (2008)	30,483	01-09-2008	1,85,521.69	1,85,521.69	-
	48	Ichalkaranji Jivheshwar Sah. Bank Ltd., Maharashtra (2008)	2,602	27-10-2008	24,167.12	24,167.12	-
	49	Jai Lakshmi Co-operative Bank Ltd., Delhi (2008)^	16,467		1,242.00	1,242.00	-
	50	Shri B. J. Khatal Janata Shahakari Bank ltd., Maharashtra (2009)	11,542	09-03-2009	79,008.26	79,008.26	-
	51	Shree Vardhman Co-op. Bank Ltd., Bhavnagar, Gujarat (2009)	13,521	02-07-2009	51,821.99	51,821.99	-
	52	Shree Siddhi Venkatesh Sahkari Bank Ltd., Maharashtra (2009)^	1,892	24-09-2009	20,818.79	20,818.79	-
	53	Chalisgaon People Co-operative Bank Ltd., Jalgaon, Maharashtra (2009)	21,503	03-11-2009	3,00,915.66	3,00,915.66	-
	54	The Haliyal Urban Co-op Bank Ltd., Karnataka (2009)	8,684	10-12-2009	43,375.25	43,375.25	-
	55	Faizpur Janata Sahakari Bank Ltd., Maharashtra (2009)	2,803	17-12-2009	33,463.64	33,463.64	-
	56	Prantij Nagrik Sahakari Bank Ltd., Gujarat, (2010)	11,446	09-04-2010	70,182.85	70,182.85	-

(Amount in ₹ thousand)

Sr. No.		Name of the Bank	No. of Depositors	Main Claim Settled Date	Claims Settled	Repayments Received (Written off)	Balance (Col 4 - Col 5)
(1)		(2)	(3)		(4)	(5)	(6)
	57	Citizen Co-operative Bank Ltd., Burhanpur, M.P, (2010)	27,123		2,32,261.93	2,32,261.93	-
	58	Kupwad Urban Cooperative Bank Ltd., Maharashtra, (2010)	12,948	24-11-2010	1,14,105.43	1,14,105.43	-
	59	Rahuri Peoples Co-operative Bank Ltd., Maharashtra, (2010)	13,833	09-12-2010	1,67,648.97	1,67,648.97	-
	60	Sri Chamaraja Co-operative Bank Ltd., Karnataka, (2011)	174	14-03-2011	179.27	179.27	-
	61	Chopda Urban Co-op. Bank Ltd., Maharashtra (2012)	10,264	10-02-2012	71,269.83	71,269.83	-
	62	Shri Balaji Co-op. Bank Ltd.,Maharashtra (2012)^	927	08-06-2012	9,476.72	9,476.72	-
	63	Memon Co-op. Bank Ltd.,Maharashtra (2012)*	85,990		2,37,520.12	2,37,520.12	-
	64	Bhusawal Peoples Co-op. Bank Ltd.,Maharashtra (2012)	12,203	23-11-2012	1,01,677.83	1,01,677.83	-
	65	Krishna Valley Co-op. Bank Ltd., Maharashtra (2013)	1,213	04-02-2013	16,993.25	16,993.25	-
	66	Abhinav Sahakari Bank Ltd., Maharashtra (2013)	12,452	16-09-2013	25,343.98	25,343.98	-
	67	Veershaiva Co-op. Bank Ltd., Maharashtra (2014)	40,373		7,27,615.26	7,27,615.26	-
	68	Shree Siddivinayak Nagari Sahakari Bank Ltd., Maharashtra (2014)	20,401	28-10-2014	1,57,616.06	1,57,616.06	-
	69	The Konkan Prant Sahakari Bank Ltd., Maharashtra (2015)&	28,759	12-02-2015	3,01,759.34	3,01,759.34	-
	70	Vasavi Co-operative Urban Bank Ltd., Telengana (2015)	42,825	25-05-2015	1,19,188.84	1,19,188.84	-
	71	Municipal Co-operative Bank Ltd., Ahmedabad, Gujarat (2015)&	29,343	25-05-2015	1,56,382.66	1,56,382.66	-
	72	Vaishali Urban Co-operative Bank , Rajasthan (2015)	3,191	12-10-2015	41,382.47	41,382.47	-
	73	The Merchants Co-op Bank Ltd., Dhule, Maharashtra (MH121) (2016)	11,822	26-12-2016	55,921.12	55,921.12	-
	74	Shri Swami Samarth Urban Co-op Bank Ltd., Maharashtra (2017)	6,592	08-08-2017	21,888.06	21,888.60	(0.54)
	75	Vitthal Nagari Sahakari Bank Ltd. Latur, Maharshtra (2017)	10,912	04-09-2017	39,755.90	39,774.48	(18.59)
	76	Jamkhed Merchants CBL, Maharshtra (2020)	6,119	24-08-2018	52,055.23	52,572.52	(517.29)
	77	Mirzapur UCBL. Mirzapur, Uttar Pradesh (2018)&	15,188	23-05-2018	71,639.96	71,639.96	-
	78	The Urban CBL, Bhubaneshwar, Odisha (2018) &	6,804	15-04-2018	1,68,235.66	1,68,235.66	0.00
	TOTAL 'D'				**1,29,34,129.02**	**1,29,34,715.97**	**(586.94)**

(Amount in ₹ thousand)

Sr. No.		Name of the Bank	No. of Depositors	Main Claim Settled Date	Claims Settled	Repayments Received (Written off)	Balance (Col 4 - Col 5)
(1)		(2)	(3)		(4)	(5)	(6)
	ii) Repayment received in part and balance due written off (E)						
	79	Ghatkopar Janata Co-op. Bank Ltd., Mumbai (1977)			276.50	- (276.50)	-
	80	Aarey Milk Colony Co-op. Bank Ltd, Mumbai (1978)			60.31	- (60.31)	-
	81	Ratnagiri Urban Co-op. Bank Ltd., Ratnagiri, Maharashtra (1978)*			4,642.36	1,256.95 (3,385.41)	-
	82	Bhadravati Town Co-operative Bank Ltd., Bhadravati (1994)			26.10	- (26.10)	-
	83	Siddharth Sahakari Bank Ltd., Jalgaon, Maharashtra (2000)			5,398.65	1,100.00 (4,298.65)	-
	84	Sholapur Zilla Mahila Sahakari Bank Ltd, Maharashtra (2000)			27,494.76	17,600.00 (9,894.76)	
	85	Ahilyadevi Mahila Nagrik Sahakari, Kalamnuri, Maharashtra (2001)			1,696.09	0.24 (1,695.85)	-
	86	Latur Peoples Co-operative Bank Ltd., (Dergd), Maharashtra (2002)			3,048.95	302.00 (2,746.95)	-
	87	Armoor Co-op. Bank Ltd., A.P. (2003)			708.44	527.64 (180.80)	-
	88	The Neelagiri Co-op. Urban Bank Ltd., A.P. (2005)			2,114.71	549.18 (1,565.53)	-
	89	Sevalal Urban Co-op. Bank Ltd., Mandrup, Maharashtra (2008)	678	27-02-2008	666.32	- (666.32)	-
	TOTAL 'E'				**46,133.20**	**21,336.01**	**-**
					(24,797.18)		
	iii) Part repayment received (F)						
	90	Vishwakarma Co-operative Bank Ltd., Mumbai, Maharashtra (1979)*			1,156.70	604.14	552.56
	91	Prabhadevi Janata Sahakari Bank Ltd., Mumbai, Maharashtra (1979)*			701.51	412.14	289.37
	92	Kalavihar Co-operative Bank Ltd., Mumbai, Maharashtra (1979)*			1,317.25	335.53	981.72
	93	Vysya Co-operative Bank Ltd., Bangalore, Karnataka (1982)*			9,130.83	1,294.66	7,836.17
	94	Kollur Parvati Co-op. Bank Ltd., Kollur, A.P. (1985)			1,395.93	707.86	688.08
	95	Adarsh Co-operative Bank Ltd., Mysore, Karnataka (1985)			274.30	65.50	208.80
	96	Gadag Urban Co-op. Bank Ltd., Karnataka (1986)			2,285.04	1,341.05	943.99

(Amount in ₹ thousand)

Sr. No.		Name of the Bank	No. of Depositors	Main Claim Settled Date	Claims Settled	Repayments Received (Written off)	Balance (Col 4 - Col 5)
(1)		(2)	(3)		(4)	(5)	(6)
	97	Manihal Urban Co-operative Bank Ltd., Karnataka (1987)			961.85	948.37	13.48
	98	Hind Urban Co-operative Bank Ltd.,Lucknow, U.P. (1988)			1,095.23	-	1,095.23
	99	Yellamanchilli Co-operative Urban Bank Ltd., A.P. (1990)			436.10	51.62	384.48
	100	Vasavi Co-operative Urban Bank Ltd., Gurzala, A.P. (1991)			388.82	48.56	340.26
	101	Kundara Co-operative Bank Ltd., Kerala (1991)			1,736.62	963.02	773.59
	102	Manoli Shri Panchligeshwar Co-operative Urban Bank Ltd., Karnataka (1991)			1,744.13	1,139.44	604.69
	103	Sardar Nagarik Sahakari Bank Ltd.,Baroda, Gujarat (1991)			7,485.62	1,944.01	5,541.60
	104	Belgaum Muslim Co-op. Bank Ltd., Karnataka (1992)*			3,710.54	273.78	3,436.76
	105	Bhiloda Nagarik Sahakari Bank Ltd., Gujarat (1994)			1,983.68	103.04	1,880.64
	106	Citizens Urban Co-operative Bank Ltd., Indore, M.P (1994)			22,020.57	2,227.77	19,792.80
	107	Chetana Co-operative Bank Ltd., Mumbai, Maharashtra (1995)			87,548.52	758.00	86,790.52
	108	Peoples Co-operative Bank Ltd., Ichalkaranji, Maharashtra (1996)			36,545.52	29,279.79	7,265.73
	109	Swastik Janata Co-op. Bank Ltd., Mumbai, Maharashtra (1998)			22,662.97	7,300.00	15,362.97
	110	Kolhapur Zilha Janata Sahakari Bank Ltd., Mumbai, Maharashtra (1998)			80,117.45	-	80,117.45
	111	Dadar Janata Sahakari Bank Ltd., Mumbai, Maharashtra (1999)			51,803.37	49,313.08	2,490.29
	112	Vinkar Sahakari Bank Ltd., Mumbai, Maharashtra (1999)			18,067.90	14,148.71	3,919.19
	113	Awami Mercantile Co-operative Bank Ltd., Mumbai, Maharashtra (2000)			46,239.88	5,500.00	40,739.88
	114	Ravikiran Urban Co-op. Bank Ltd., Mumbai, Maharashtra (2000)			62,293.89	260.58	62,033.31
	115	Gudur Co-op. Urban Bank Ltd., A.P. (2000)			6,736.99	964.46	5,772.53
	116	Anakapalle Co-operative Urban Bank Ltd., A.P. (2000)			2,447.07	137.15	2,309.92
	117	Indira Sahakari Bank Ltd., Mumbai, Maharashtra (2000)			1,57,012.94	59,783.98	97,228.95
	118	Nandgaon Merchants Co-operative Bank Ltd., Maharashtra (2000)			2,242.01	-	2,242.01
	119	The Sami Taluka Nagrik Sah. Bank Ltd., Gujarat (2000)			2,017.30	-	2,017.30

(Amount in ₹ thousand)

Sr. No.		Name of the Bank	No. of Depositors	Main Claim Settled Date	Claims Settled	Repayments Received (Written off)	Balance (Col 4 - Col 5)
(1)		(2)	(3)		(4)	(5)	(6)
	120	Nagrik Sahakari Bank Ltd. Sagar., M.P. (2001)			7,013.59	1,000.00	6,013.59
	121	Indira Sahakari Bank Ltd., Aurangabad, Maharashtra (2001)			21,862.77	465.72	21,397.05
	122	Nagrik Co-op. Commercial Bank Maryadit,Bilaspur, M.P. (2001)			26,135.83	15,704.50	10,431.33
	123	Parishad Co-op. Bank Ltd., New Delhi (2001)			3,946.61	3,939.70	6.91
	124	Krushi Co-operative Urban Bank Ltd., Secunderabad, A.P. (2001)			2,32,429.22	73,116.30	1,59,312.92
	125	Sahyog Co-operative Bank Ltd., Ahmedabad, Gujarat (2002)			30,168.26	12,765.43	17,402.83
	126	Jabalpur Nagrik Sahakari Bank Ltd., (Dergd), M.P. (2002)			19,486.49	15,071.90	4,414.59
	127	Shree Laxmi Co-op. Bank Ltd., Ahmedabad, Gujarat (2002)			1,40,667.57	72,046.41	68,621.16
	128	Maratha Market Peoples Co-op. Bank Ltd., Mumbai, Maharashtra (2002)			37,959.73	0.01	37,959.73
	129	Friends Co-operative Bank Ltd., Mumbai, Maharashtra (2002)			48,456.66	147.03	48,309.63
	130	Bhagyanagar Co-operative Urban Bank Ltd. Drgd, A.P. (2002)			9,697.12	9,363.83	333.30
	131	Aska Co-operative Urban Bank Ltd., (Dergd), Orissa (2002)			7,032.61	3.32	7,029.29
	132	Shree Veraval Vibhagiya Nagrik Sah. Bank(Dergd), Gujarat (2002)			25,866.18	8,400.00	17,466.18
	133	Sravya Co op. Bank Ltd., A.P. (2002)			74,426.82	2,421.29	72,005.53
	134	Majoor Sahakari Bank Ltd., Ahmedabad, Gujarat (2002)			14,779.44	427.30	14,352.14
	135	Meera Bhainder Co-op. Bank Ltd, (Dergd), Maharashtra (2003)			22,448.41	4.16	22,444.25
	136	Shree Labh Co-op. Bank Ltd., Mumbai, Maharashtra (2003)			47,507.25	342.72	47,164.53
	137	Khed Urban Co-operative Bank Ltd., Maharashtra (2003)			46,368.34	1,028.84	45,339.50
	138	Janta Sahakari Bank Maryadit.,Dewas, M.P. (2003)			71,741.71	68,141.14	3,600.57
	139	The Megacity Co-op. Urban Bank Ltd., A.P. (2003)			16,197.58	14,678.15	1,519.43
	140	Yamuna Nagar Urban Co-op. Bank Ltd., Hariyana (2003)			30,046.64	3,099.50	26,947.14
	141	Praja Co-op. Urban Bank Ltd., A.P. (2003)			9,254.48	8,614.31	640.17
	142	Charminar Co-op. Urban Bank Ltd., A.P. (2003)#			14,32,344.30	9,56,695.05	4,75,649.25
	143	Rajampet Co-operative Town Bank Ltd., A.P. (2003)			16,345.12	7,910.00	8,435.12
	144	Aryan Co-op Urban Bank Ltd., A.P. (2003)			46,781.03	43,649.54	3,131.50

(Amount in ₹ thousand)

Sr. No.	Name of the Bank		No. of Depositors	Main Claim Settled Date	Claims Settled	Repayments Received (Written off)	Balance (Col 4 - Col 5)
(1)	(2)		(3)		(4)	(5)	(6)
	145	The First City Co-op. Urban Bank Ltd., A.P. (2003)			12,873.23	11,243.66	1,629.57
	146	Kalwa Belapur Sahakari Bank Ltd., Maharashtra (2003)			48,880.14	47.91	48,832.23
	147	The Mandsaur Commercial Co-op. Bank Ltd., M.P. (2003)			1,41,139.81	1,40,798.15	341.65
	148	Mother Theresa Hyderabad Co-op. Urban Bank., A.P. (2003)			57,245.59	9,702.80	47,542.79
	149	Dhana Co op Urban Bank Ltd., A.P. (2003)			23,855.34	-	23,855.34
	150	The Star Co-op. Urban Bank Ltd., A.P. (2003)			2,626.79	-	2,626.79
	151	Manikanta Co-op. Urban Bank Ltd., A.P. (2003)			21,677.67	17,300.00	4,377.67
	152	Bhavnagar Welfare Co-operative Bank Ltd., Gujarat (2003)			35,508.21	19,726.44	15,781.77
	153	Navodaya Sahakari Bank Ltd., Karnataka (2003)			22,272.99	3,038.47	19,234.52
	154	Shree Adinath Sahakari Bank Ltd., Maharashtra (2003)			42,971.17	40,768.78	2,202.39
	155	Santram Co-operative Bank Ltd., Gujarat (2003)			1,15,872.42	27,318.21	88,554.21
	156	Nayaka Mercantile Co-op Bank Ltd., Gujarat (2004)			25,531.20	-	25,531.20
	157	General Co-operative Bank Ltd., Gujarat (2004)			7,15,200.69	5,05,756.90	2,09,443.79
	158	Western Co-operative Bank Ltd., Mumbai, Maharashtra (2004)			44,086.21	82.94	44,003.27
	159	Pratibha Mahila Sahakari Bank Ltd., Jalgaon, Maharashtra (2004)			34,192.33	28,548.87	5,643.46
	160	Visnagar Nagarik Sahakari Bank Ltd.,Gujarat (2004)			38,46,162.46	33,84,919.04	4,61,243.42
	161	Narasaraopet Co-op. Urban Bank Ltd., A.P. (2004)			1,794.45	164.60	1,629.85
	162	Bhanjanagar Co-operative Urban Bank Ltd., Orissa (2004)			9,799.51	-	9,799.51
	163	The Sai Co-op. Urban Bank Ltd., A.P. (2004)			10,170.18	9,470.18	700.00
	164	The Kalyan Co-op Bank Ltd., A.P. (2005)			13,509.83	4,423.72	9,086.10
	165	Trinity Co-op. Urban Bank Ltd., A.P. (2005)			19,306.12	6,600.08	12,706.04
	166	Gulbarga Urban Co-operative Bank Ltd., Karnataka (2005)			25,441.21	3,343.11	22,098.10
	167	Vijaya Co-op Urban Bank Ltd., A.P. (2005)			12,224.74	11,904.01	320.73
	168	Shri Satya Sai Co-op. Bank Ltd., A.P. (2005)			7,387.17	2,007.17	5,380.00
	169	Sitara Co-op Urban Bank Ltd., Hyderabad, A.P. (2005)			3,741.01	4.74	3,736.27

(Amount in ₹ thousand)

Sr. No.		Name of the Bank	No. of Depositors	Main Claim Settled Date	Claims Settled	Repayments Received (Written off)	Balance (Col 4 - Col 5)
(1)		(2)	(3)		(4)	(5)	(6)
	170	Mahalaxmi Co-op Urban Bank Ltd., Hyderabad, A.P. (2005)			41,999.65	394.91	41,604.74
	171	Maa Sharda Mahila Nagri Sahakari Bank Ltd., Akola, Maharashtra (2005)			13,351.57	4,512.55	8,839.02
	172	Partur People's Co-operative Bank Ltd., Maharashtra (2005)			15,836.61	519.61	15,317.00
	173	Sholapur District Industrial Co-op. Bank, Maharashtra (2005)			1,07,561.91	24,465.92	83,095.99
	174	Baroda People's Co-operative Bank Ltd., Gujarat (2005)			5,84,048.60	4,55,291.87	1,28,756.73
	175	The Co-operative Bank of Umreth Ltd., Gujarat (2005)			49,437.88	34,002.75	15,435.13
	176	Shree Patni Co-operative Bank Ltd., Gujarat (2005)			86,530.52	84,206.52	2,324.00
	177	Sabarmati Co-operative Bank Ltd., Gujarat (2005)			3,18,925.24	2,47,133.24	71,792.00
	178	Petlad Commercial Co-op. Bank Ltd., Gujarat (2005)			74,035.72	69,870.29	4,165.43
	179	Nadiad Mercantile Co-operative Bank Ltd., Gujarat (2005)			2,99,340.86	82,849.31	2,16,491.55
	180	Shree Vikas Co-operative Bank Ltd., Gujarat (2005)			2,23,150.28	82,682.51	1,40,467.77
	181	Textile Processors Co-op. Bank Ltd., Gujarat (2005)			53,755.25	51,542.09	2,213.16
	182	Sunav Nagrik Sahakari Bank Ltd., Gujarat (2005)			17,573.42	729.55	16,843.88
	183	Sanskardhani Mahila Nagrik Sahakari Bank Ltd., Jabalpur, M.P. (2005)			3,031.51	0.24	3,031.27
	184	Citizen Co-operative Bank Ltd., Damoh, M.P. (2005)			8,501.09	3.72	8,497.37
	185	Bellampalli Co-op. Urban Bank Ltd., A.P. (2005)			7,503.14	1,022.80	6,480.34
	186	Shri Vitthal Co-operative Bank Ltd., Gujarat (2005)			80,214.81	21,649.74	58,565.07
	187	Suryapur Co-op. Bank Ltd., Gujarat (2005)			5,79,896.95	55,781.74	5,24,115.21
	188	Shri Sarvodaya Co-operative Bank Ltd., Gujarat (2005)			10,898.73	190.09	10,708.63
	189	Raghuvanshi Co-operative Bank Ltd., Mumbai, Maharashtra (2005)			1,20,659.85	103.13	1,20,556.72
	190	Aurangabad Peoples Co-op. Bank Ltd., Maharashtra (2005)			29,932.80	14,588.49	15,344.31
	191	Urban Co-operative Bank Ltd. Tehri., Uttaranchal (2005)			16,479.04	3,414.34	13,064.69
	192	Shreenathji Co-operative Bank Ltd., Gujarat (2005)			40,828.18	14,038.93	26,789.25
	193	The Century Co-op. Bank Ltd., Surat, Gujarat (2006)		08-05-2006	67,739.63	26,933.48	40,806.15

(Amount in ₹ thousand)

Sr. No.	Name of the Bank		No. of Depositors	Main Claim Settled Date	Claims Settled	Repayments Received (Written off)	Balance (Col 4 - Col 5)
(1)	(2)		(3)		(4)	(5)	(6)
	194	Jilla Sahakari Kendriya Bank Ltd., Raigarh, Chhattisgarh (2006)		15-05-2006	1,81,637.44	27,645.01	1,53,992.43
	195	Madhepura Supaul Central Co-op. Bank Ltd., Bihar (2006)		16-05-2006	65,053.51	0.38	65,053.14
	196	Navsari Peoples Co-op. Bank Ltd., Gujarat (2006)		16-05-2006	3,01,592.15	2,17,452.62	84,139.53
	197	Sheth Bhagwandas B. Shroff Bulsar Peoples Co-op. Bank Ltd., Valsad, Gujarat (2006)		08-06-2006	2,66,452.45	1,82,014.17	84,438.28
	198	Mitra Mandal Sahakari Bank Ltd., Indore, M.P. (2006)		20-06-2006	1,45,661.51	1,39,413.27	6,248.24
	199	Chhapra District Central Co-op. Bank Ltd., Bihar (2006)		21-07-2006	82,529.98	3.29	82,526.70
	200	Shri Vitrag Co-op. Bank Ltd., Surat, Gujarat (2006)		17-08-2006	92,989.37	1,791.86	91,197.50
	201	Shri Swaminarayan Co-op. Bank Ltd., Vadodara, Gujarat (2006)		17-08-2006	4,34,251.94	3,57,993.29	76,258.65
	202	Janta Co-operative Bank Ltd., Nadiad, Gujarat (2006)		17-08-2006	3,23,292.67	2,43,629.71	79,662.96
	203	Natpur Co-operative Bank Ltd., Nadiad, Gujarat (2006)		17-08-2006	5,52,716.70	2,57,866.92	2,94,849.78
	204	Metro Co-operative Bank Ltd, Surat, Gujarat (2006)		17-08-2006	1,20,686.51	6,314.48	1,14,372.03
	205	The Royale Co-op. Bank Ltd., Surat,Gujarat (2006)		31-08-2006	91,577.38	1,216.11	90,361.26
	206	Jai Hind Co-operative Bank Ltd., Mumbai, Maharashtra (2006)		02-08-2006	1,18,895.88	1,08,619.17	10,276.71
	207	Karnataka Contractors Sah. Bank Niyamith, Bangalore, Karnataka (2006)		21-09-2006	29,757.64	6,157.56	23,600.09
	208	Anand Peoples Co-operative Bank Ltd., Gujarat (2006)		11-09-2006	3,71,586.77	2,43,086.24	1,28,500.53
	209	Kotagiri Co-operative Urban Bank Ltd.,Tamil Nadu (2006)		11-09-2006	25,021.00	12,796.46	12,224.54
	210	The Relief Mercantile Co-operative Bank Ltd., Ahmedabad, Gujarat (2006)		16-10-2006	11,614.90	4,767.09	6,847.81
	211	Dabhoi Nagrik Sahakari Bank Ltd., Gujarat (2006)		26-09-2006	1,65,896.38	1,44,183.34	21,713.04
	212	Samasta Nagar Co-operative Bank Ltd., Maharashtra (2006)		27-12-2006	1,16,051.52	26,444.24	89,607.27
	213	Lok Vikas Urban Co-operative Bank Ltd., Jaipur, Rajasthan (2007)		25-01-2007	6,606.11	1,702.99	4,903.12
	214	Nagrik Sahakari Bank Maryadit, Ratlam, M.P. (2007)		12-02-2007	20,393.50	21.68	20,371.83
	215	Sind Mercantile Co-operative Bank Ltd., Ahmedabad, Gujarat (2007)		23-04-2007	1,03,903.73	68,949.78	34,953.95
	216	Parbhani Peoples Co-operative Bank Ltd., Maharashtra (2007)		27-04-2007	3,67,807.52	2,29,893.79	1,37,913.73
	217	Purna Nagri Sahakari Bank Maryadit, Maharashtra (2007)		09-05-2007	47,576.03	17,844.29	29,731.74

(Amount in ₹ thousand)

Sr. No.		Name of the Bank	No. of Depositors	Main Claim Settled Date	Claims Settled	Repayments Received (Written off)	Balance (Col 4 - Col 5)
(1)		(2)	(3)		(4)	(5)	(6)
	218	The Kanyaka Parameswari Mutually Aided CUBL, Kukatpally, A.P. (2007)		21-05-2007	29,749.48	3,086.43	26,663.05
	219	Mahila Nagrik Sahakari Bank Ltd., Khargone, M.P. (2007)		25-05-2007	4,305.77	447.10	3,858.67
	220	Karamsad Urban Co-operative Bank Ltd., Anand, Gujarat (2007)		28-05-2007	1,24,758.68	1,18,066.31	6,692.37
	221	Bharat Mercantile Co-op. Urban Bank Ltd., Hyderabad, A.P. (2007)		06-06-2007	31,232.28	4,165.30	27,066.99
	222	Lord Balaji Co-op. Bank Ltd., Sangli, Maharashtra (2007)		13-06-2007	27,287.76	579.65	26,708.11
	223	Vasundharam Mahila Co-op. Bank Ltd., Warangal, A.P. (2007)		23-07-2007	2,304.21	5.61	2,298.60
	224	Begusaray Urban Development Co-op Bank Ltd., Bihar (2007)		24-07-2007	5,937.89	2.88	5,935.01
	225	Datia Nagrik Sahakari Bank., M.P. (2007)		13-08-2007	1,486.00	0.67	1,485.33
	226	Adarsh Mahila Co-operative Bank Ltd., Mehsana, Gujarat (2007)		23-08-2007	12,974.81	8,753.71	4,221.10
	227	Umreth Peoples Co-operative Urban Bank Ltd., Gujarat (2007)		04-09-2007	22,078.93	3,562.98	18,515.95
	228	Sarvodaya Nagrik Sah. Bank Ltd., Visnagar, Gujarat (2007)		11-09-2007	1,60,286.13	78,518.98	81,767.15
	229	Shree Co-op. Bank Ltd., Indore, M.P. (2007)		25-09-2007	2,476.52	78.08	2,398.43
	230	Onake Obavva Mahila Co-op. Bank Ltd., Chitradurga, Karnataka (2007)		19-10-2007	54,847.11	4,189.25	50,657.86
	231	The Vikas Co-operative Bank Ltd., Ahmedabad, Gujarat (2007)		27-12-2007	10,262.36	7,842.79	2,419.57
	232	Rajkot Mahila Nagrik Sahakari Bank Ltd., Gujarat (2008)	12,600	05-02-2008	68,218.16	28,525.83	39,692.33
	233	Nagaon Urban Co-op. Bank Ltd., Assam (2008)	12,804	03-04-2008	6,130.96	2.24	6,128.72
	234	Sarvodaya Mahila Co-op. Bank Ltd.,Burhanpur, M.P. (2008)	4,117	09-04-2008	8,391.32	1,413.55	6,977.77
	235	Basavakalyan Pattana Sahakari Bank Ltd., Basaganj, Karnataka (2008)	1,787	29-04-2008	2,673.13	182.42	2,490.71
	236	Indian Co-op. Development Bank Ltd., Meerut, U.P. (2008)	10,418	09-05-2008	38,553.70	330.02	38,223.67
	237	Talod Janata Sahakari Bank Ltd., Gujarat (2008)	5,718	29-05-2008	24,522.91	2,559.37	21,963.53
	238	Challakere Urban Co-op Bank Ltd., Karnataka (2008)	5,718	16-06-2008	32,641.34	355.91	32,285.43
	239	Dakor Mahila Nagarik Sahakari Bank Ltd., Gujarat (2008)	1,865	09-07-2008	6,375.13	3,672.75	2,702.38
	240	Zila Sahakari Bank Ltd., Gonda, U.P. (2008)	67,098	25-08-2008	4,54,367.84	86,303.65	3,68,064.19
	241	Shree Janta Sahkari Bank Ltd, Radhanpur, Gujarat (2008)	8,841	01-09-2008	47,517.84	15,770.87	31,746.97
	242	Parivartan Co-op. Bank Ltd., Mumbai, Maharashtra (2008)	11,350	01-09-2008	1,84,735.21	41,653.68	1,43,081.53

(Amount in ₹ thousand)

Sr. No.	Name of the Bank		No. of Depositors	Main Claim Settled Date	Claims Settled	Repayments Received (Written off)	Balance (Col 4 - Col 5)
(1)	(2)		(3)		(4)	(5)	(6)
	243	Indira Priyadarshini Mahila Nagarik Bank Ltd., Raipur, Chhattisgarh (2008)	20,793	09-09-2008	1,64,573.59	54,173.51	1,10,400.08
	244	Kittur Rani Channamma Mahila Pattana Sah. Bank Ltd., Hubli, Karnataka (2008)	6,499	10-11-2008	22,849.90	10,946.41	11,903.49
	245	Bharuch Nagrik Sahakari Bank Ltd., Gujarat (2008)	12,779	12-11-2008	99,668.73	77,922.95	21,745.78
	246	Ravi Co-operative Bank Ltd., Kolhapur, Maharashtra (2008)	25,627	04-02-2009	1,69,225.78	38,581.19	1,30,644.59
	247	Shri Balasaheb Satbhai Merchants Co-op. Bank Ltd., Kopergaon, Maharashtra (2008)	16,723	22-09-2008	2,68,254.02	2,48,271.09	19,982.93
	248	Harugeri Urban Co-op. Bank Ltd., Karnataka (2009)	5,605	13-01-2009	36,446.49	4,441.56	32,004.93
	249	Varada Co-op. Bank Ltd., Haveri, Karjagi, Karnataka (2009)	2,613	28-01-2009	25,242.02	15,433.54	9,808.48
	250	Urban Co-operative Bank Ltd., Siddapur, Karnataka (2009)	19,141	24-02-2009	1,12,933.28	56,563.28	56,370.00
	251	Shree Kalmeshwar Urban Co-op. Bank Ltd., Hole- Alur, Karnataka (2009)	3,256	23-03-2009	25,288.48	18,367.44	6,921.04
	252	The Laxmeshwar Urban Co-op Credit Bank Ltd., Karnataka (2009)	8,512	23-03-2009	67,660.45	66,092.12	1,568.33
	253	Priyadarshini Mahila Nagrik Sahakari Bank Ltd., Latur,Maharashtra (2009)	11,129	23-03-2009	65,792.83	38,084.83	27,708.00
	254	Sree Swamy Gnanananda Yogeeswara Mahila Co-op. Bank Ltd., Puttur, A.P. (2009)	679	25-03-2009	3,625.81	2,117.24	1,508.57
	255	Urban Co-operative Bank Ltd., Allahabad, U.P. (2009)	3,225	31-03-2009	10,030.16	2,717.31	7,312.85
	256	Firozabad Urban Co-op. Bank Ltd., U.P. (2009)	514	31-03-2009	4,015.07	7.16	4,007.91
	257	Siddapur Commercial Co-op. Bank Ltd., Gujarat (2009)	8,512	27-05-2009	37,184.46	2,612.38	34,572.07
	258	Nutan Sahakari Bank Ltd., Baroda, Gujarat (2009)	21,603	08-06-2009	1,28,916.02	70,276.93	58,639.09
	259	Bhavnagar Mercantile Co-op. Bank Ltd., Gujarat (2009)	35,466	24-06-2009	3,74,582.84	3,25,453.72	49,129.12
	260	Sant Janabai Nagri Sahakari Bank Ltd., Gangakhed, Maharashtra (2009)	16,092	26-06-2009	1,01,964.31	35,540.70	66,423.61
	261	Shri S. K. Patil Co-op. Bank Ltd., Kurundwad, Maharashtra (2009)	9,658	26-06-2009	1,33,059.30	6,988.16	1,26,071.14
	262	Dnyanopasak Urban Co-op Bank Ltd., Parbhani, Maharashtra (2009)	4,746	09-07-2009	16,670.80	8,701.16	7,969.64
	263	Achelpur Urban Co-op Bank Ltd., Maharashtra (2009)	4,641	22-07-2009	53,127.98	32,959.23	20,168.75
	264	Rohe Ashtami Sahakari Urban Bank Ltd., Rohe, Maharashtra (2009)	38,913	14-08-2009	3,70,674.45	74,541.14	2,96,133.31
	265	South Indian Co-operative Bank Ltd.,Mumbai, Maharashtra (2009)*	56,817	21-08-2009	3,59,787.81	82713.98921	2,77,073.82
	266	Ankleshwar Nagrik Sahakari Bank Ltd., Gujarat (2009)	26,368	25-08-2009	2,38,318.86	2,21,485.48	16,833.38

(Amount in ₹ thousand)

Sr. No.		Name of the Bank	No. of Depositors	Main Claim Settled Date	Claims Settled	Repayments Received (Written off)	Balance (Col 4 - Col 5)
(1)		(2)	(3)		(4)	(5)	(6)
	267	Ajit Sahakari Bank Ltd., Pune, Maharashtra (2009)	26,286	22-10-2009	2,92,978.03	1,42,336.14	1,50,641.88
	268	Hirekerur Urban Co-operative Bank Ltd., Karnataka (2009)	16,539	22-10-2009	1,37,345.44	1,32,644.11	4,701.33
	269	Shri P. K. Anna Patil Janata Sah. Bank Ltd., Nandurbar, Maharashtra (2009)	67,791	26-10-2009	5,66,073.61	36,015.99	5,30,057.62
	270	Deendayal Nagrik Sahakari Bank ltd., Kandwa, M.P (2009)	15,453	12-11-2009	97,541.55	37,096.16	60,445.39
	271	Suvarna Nagrik Sahakari Bank Ltd., Parbhani, Maharashtra (2009)	3,923	24-11-2009	19,584.61	14,598.15	4,986.46
	272	Vasantdada Shetkari Saha. Bank Ltd., Sangli, Maharashtra (2009)	1,41,317	25-11-2009	16,72,059.89	15,45,360.12	1,26,699.78
	273	Miraj Urban Co-operative Bank Ltd., Maharashtra (2009)	32,764	16-09-2009	4,20,307.60	3,99,698.93	20,608.67
	274	Daltonganj Central Co-op. Bank Ltd., Jharkhand (2010)	23,933	07-01-2010	93,927.24	102.33	93,824.91
	275	Indira Sahakari Bank Ltd., Dhule, Maharashtra (2010)	14,598	28-01-2010	1,25,438.26	94,084.87	31,353.39
	276	The Akot Urban Co-operative Bank Ltd., Maharashtra (2010)	18,352	03-02-2010	1,44,067.26	1,07,944.96	36,122.30
	277	Goregaon Co-operative Urban Bank Ltd.,Mumbai, Maharashtra (2010)	43,934	19-02-2010	4,36,184.64	1,11,422.59	3,24,762.05
	278	Anubhav Co-op. Bank Ltd., Basavakalyan, Karnataka (2010)	10,590	24-02-2010	8,748.57	16.32	8,732.25
	279	Yashwant Urban Co-op. Bank Ltd., Parbhani, Maharashtra (2010)	9,082	19-03-2010	1,16,808.19	56,224.93	60,583.27
	280	Surendranagar Peoples Co-op. Bank Ltd., Gujarat, (2010)	56,769	13-04-2010	4,87,115.50	2,90,532.12	1,96,583.38
	281	Bellatti Urban Co-op. Credit Bank Ltd., Karnataka, (2010)	56	23-04-2010	58.72	0.74	57.98
	282	Shri Parola Urban Co-operative Bank Ltd., Maharashtra, (2010)	5,289	19-05-2010	51,243.07	25,784.83	25,458.24
	283	Sadhana Co-op. Bank Ltd., Maharashtra, (2010)	3,386	17-06-2010	15,629.02	7,315.61	8,313.41
	284	Primary Teachers Co-op Credit Bank Ltd., Karnataka, (2010)	3,710	25-06-2010	64,921.83	7,781.14	57,140.69
	285	Shri Kamdar Sahakari Bank Ltd., Bhavnagar, Gujarat, (2010)	14,263	05-07-2010	54,165.54	174.80872	53,990.73
	286	Yeshwant Sahakari Bank Ltd., Miraj, Maharashtra, (2010)	21,235	11-05-2007	1,15,186.90	1,14,638.37	548.53
	287	Urban Industrial Co-operative Bank Ltd., Assam, (2010)	2,400	22-07-2010	4,314.54	10.00	4,304.54
	288	Ahmedabad Peoples Co-op. Bank Ltd., Gujarat, (2010)	36,652	09-08-2010	4,48,117.96	3,45,556.71	1,02,561.25
	289	Surat Mahila Nagrik Sahakari Bank Ltd., Gujarat, (2010)	44,393	13-08-2010	2,60,370.86	1,14,147.10	1,46,223.76
	290	Katkol Co-operative Bank Ltd., Karnataka, (2010)	39,912	30-08-2010	1,46,202.60	69,528.47	76,674.13

(Amount in ₹ thousand)

Sr. No.	Name of the Bank		No. of Depositors	Main Claim Settled Date	Claims Settled	Repayments Received (Written off)	Balance (Col 4 - Col 5)
(1)	(2)		(3)		(4)	(5)	(6)
	291	Shri Sinnar Vyapari Sahakari Bank Ltd., Maharashtra, (2010)	35,219	09-09-2010	4,03,741.10	3,75,359.76	28,381.34
	292	Nagpur Mahila Nagari Sahakari Bank Ltd., Maharashtra, (2010)	54,036	15-09-2010	4,76,606.19	3,10,031.48	1,66,574.71
	293	Rajlaxmi Nagari Sahakari Bank Ltd., Maharashtra, (2010)	3,424	27-09-2010	25,845.79	20,063.13	5,782.66
	294	Bahadarpur Urban Co-operative Bank Ltd., Gujarat, (2010)	4,866	08-10-2010	49,312.44	36,752.04	12,560.40
	295	Sri Sampige Siddeswara Urban Co-op Bank, Karnataka, (2010)	3,479	15-10-2010	49,352.46	769.25	48,583.21
	296	Vizianagaram Co-operative Urban Bank Ltd, A.P. (2010)	6,980	22-10-2010	71,482.68	63,940.22	7,542.46
	297	Oudh Sahakari Bank Ltd., U.P, (2010)	5,289	16-11-2010	23,839.86	4,377.14	19,462.72
	298	Annasaheb Patil Urban Co-op. Bank Ltd., Maharashtra, (2010)	6,296	22-11-2010	27,996.78	11,425.28	16,571.50
	299	Raibag Urban Co-operative Bank Ltd., Karnataka, (2010)	4,501	27-12-2010	14,769.68	-	14,769.68
	300	Champavati Urban Co-op Bank Ltd., Maharashtra, (2011)	14,811	18-02-2011	1,45,596.66	1,33,805.66	11,791.00
	301	Shri Mahesh Sahakari Bank Mydt., Maharashtra, (2011)	9,237	07-03-2011	86,259.74	69,955.98	16,303.76
	302	Rajwade Mandal People's Co-op Bank Ltd., Maharashtra, (2011)	26,422	11-03-2011	1,33,960.02	1,22,786.45	11,173.57
	303	Anyonya Co-op Bank Ltd., Gujarat, (2011)	71,262	15-06-2011	5,91,664.24	3,19,188.50	2,72,475.74
	304	Cambay Hindu Mercantile Co-op Bank Ltd., Gujarat, (2011)	9,336	29-09-2011	86,764.47	9,683.40	77,081.07
	305	Rabkavi Urban Co-op. Bank Ltd., Karnataka (2011)	10,462	11-05-2011	67,393.38	51,269.42	16,123.96
	306	Sri Mouneshwara Co-op. Bank Ltd., Karnataka (2011)	1,640	29-07-2011	2,569.75	17.08	2,552.67
	307	The Chadchan Shree Sangameshwar Urban Co-op. Bank Ltd., Karnataka (2011)	6,075	15-07-2011	38,149.77	30,149.77	8,000.00
	308	The Parmatma Ek Sewak Nagarik Sahakari Bank Ltd., Maharashtra (2011)	54,925	15-12-2011	4,03,178.78	1,91,801.02	2,11,377.76
	309	Samata Sahakari Bank Ltd., Maharashtra (2011)	33,500	17-06-2011	4,22,834.49	50,467.79	3,72,366.70
	310	Hina Shahin Nagrik Sahakari Bank Ltd., Maharashtra (2011)	9,798	07-10-2011	1,12,964.84	1,186.06	1,11,778.78
	311	Shri Laxmi Sahakari Bank Ltd., Maharashtra (2011)	2,337	19-07-2011	35,973.20	32,567.23	3,405.97
	312	Dadasaheb Dr. N M Kabre Nagarik Sahakari Bank Ltd., Maharashtra (2011)	16,324	12-10-2011	1,99,311.58	60,533.76	1,38,777.82
	313	Vidarbha Urban Co-op. Bank Ltd., Maharashtra (2011)	11,322	23-05-2011	1,60,023.77	90,771.28	69,252.49
	314	Ichalkaranji Urban Co-op. Bank Ltd., Maharashtra (2011)	43,822	06-04-2011	5,57,696.70	4,82,870.71	74,825.99
	315	Suvidha Mahila Nagrik Sahakari Bank Ltd., Madhya Pradesh (2011)	2,733	03-11-2011	12,287.99	11,775.25	512.74

(Amount in ₹ thousand)

Sr. No.		Name of the Bank	No. of Depositors	Main Claim Settled Date	Claims Settled	Repayments Received (Written off)	Balance (Col 4 - Col 5)
(1)		(2)	(3)		(4)	(5)	(6)
	316	Asansol Peoples Co-op. Bank Ltd., West Bengal (2011)	1,012	23-08-2011	4,158.75	1,155.29	3,003.46
	317	Shri Jyotiba sahakari Bank Ltd., Maharashtra (2012)	7,596	17-01-2012	22,002.44	3,545.78	18,456.66
	318	Raichur Zilla Mahila Pattan Sahakari Bank Ltd., Karnataka (2012)	6,058	01-02-2012	11,488.33	6,947.39	4,540.94
	319	The Sidhpur Nagrik Sahakari Bank Ltd., Gujarat (2012)	6,712	27-03-2012	33,560.01	5,440.55	28,119.46
	320	Siddhartha Sahakari Bank Ltd.,Pune, Maharashtra (2012)	18,516	08-07-2012	2,43,635.93	7,140.89	2,36,495.04
	321	Boriavi Peoples Co-op. Bank Ltd., Gujarat (2012)	5,408	20-07-2012	45,494.11	42,836.70	2,657.41
	322	National Co-op. Bank Ltd., Andhra Pradesh (2012)	3,042	13-09-2012	4,317.79	766.79	3,551.00
	323	Bhandari Co-op. Bank Ltd., Maharashtra (2012)	42,553	26-09-2012	5,48,927.62	5,28,927.62	20,000.00
	324	Bharat Urban Co-op. Bank Ltd.,Maharashtra (2012)	5,696	26-09-2012	20,904.79	7,614.16	13,290.63
	325	Indira Shramik Mahila Sahakari Bank Ltd., Maharashtra (2012)	6,958	27-09-2012	32,042.29	32,042.29	-
	326	Shree Bhadran Mercantile Bank Ltd.,Gujarat (2012)	6,599	05-10-2012	45,780.63	43,405.89	2,374.74
	327	Dhenkanal Urban Co-op. Bank Ltd.,Odisha (2012)	14,925	29-10-2012	77,806.72	33,359.16	44,447.56
	328	Bhimashankar Nagari sahakari Bank Ltd., Maharashtra (2012)	3,437	02-11-2012	4,102.06	1,464.14	2,637.92
	329	Sholapur Nagarik Audyogik Sahakari Bank Ltd., Maharashtra (2012)	64,689	23-11-2012	4,59,890.08	4,59,890.08	-
	330	Vaso Co-op. Bank Ltd.,Gujarat (2012)*	34,672		72,219.38	24,570.26	47,649.12
	331	Agrasen Co-op. Bank Ltd., Maharashtra (2013)*	19,631	27-12-2013	52,967.42	7,208.00	45,759.42
	332	Swami Samarth Sahakari Bank Ltd., Maharashtra (2014)	11,501	02-01-2014	92,475.42	92,472.06	3.36
	333	Arjun Urban Co-op.Bank Ltd., Maharashtra (2014)	3,530		61,654.61	49,219.27	12,435.34
	334	Vishwakarma Nagari Sahakari Bank Mydt., Maharashtra (2014)	6,134		42,156.92	14,924.01	27,232.91
	335	Silchar Urban Co-operative Bank Ltd., Assam (2014)	2,707	30-04-2014	6,999.75	-	6,999.75
	336	Gujarat Industrial Co-operative Bank Ltd., Gujarat (2014)	1,31,439	30-04-2014	29,42,304.83	29,05,711.13	36,593.70
	337	The Srikakulam Cooperative Urban Bank Ltd., Andhra Pradesh (2014)	7,078	04-08-2014	10,495.79	7,935.53	2,560.26
	338	Shri Shivaji Sahakari Bank Ltd., Maharashtra (2016)	14,190	12-02-2016	77,816.31	39,211.72	38,604.59
	339	Baranagar Co-op Bank Ltd., Kolkata,W.B. (2016)	19,137	20-05-2016	1,52,079.54	60,015.02	92,064.52
	340	Tandur Mahila Co-op Urban Bank Ltd., Telangana A.P (2016)	1,769	15-12-2016	4,308.27	1,581.57	2,726.70

(Amount in ₹ thousand)

Sr. No.	Name of the Bank		No. of Depositors	Main Claim Settled Date	Claims Settled	Repayments Received (Written off)	Balance (Col 4 - Col 5)
(1)	(2)		(3)		(4)	(5)	(6)
	341	Dhanashri Mahila Sahakari Bank Ltd., Maharashtra (2017)	3,639	29-05-2017	20,783.40	18,450.09	2,333.31
	342	Rajiv Gandhi Sahakari Bank Ltd., Maharashtra (2017)	4,009	09-08-2017	12,879.52	9,711.11	3,168.41
	343	Mahatma Phule Urban Co-op Bank Ltd., Maharshtra (2017)	7,421	12-12-2017	1,10,708.83	12,931.83	97,777.00
	344	Kasundia Co-op Bank Ltd., West Bengal (2017)	21,273	03-10-2017	2,53,461.84	1,67,801.58	85,660.26
	345	Lamka Urban Co-op Bank Ltd., Manipur (2017)	317	24-10-2017	261.65	0.00	261.65
	346	Chatrapur Co-op Urban Bank Ltd., Odisha (2017)	2,025	27-10-2017	10,385.18	8,537.44	1,847.74
	347	Golaghat Urban Co-op Urban Bank Ltd., Assam (2017)	1,075	06-11-2017	4,591.16	877.53	3,713.63
	348	Pioneer Urban CBL, Lucknow, Uttar Pradesh (2019)	28,382	05-03-2019	68,559.47	65,227.18	3,332.29
	349	United Commercial Co-op Bank Ltd, Kanpur, UP (2019)	24,684	26-12-2019	2,47,534.55	1,66,659.06	80,875.49
	350	Mercantile UCBL Meerut, UP (2019)	19,087	16-01-2020	27,434.83	11,956.74	15,478.09
	351	Alwar UCBL, Rajasthan (2020)	4,590	14-02-2020	1,08,862.06	39,268.44	69,593.62
	352	Mahamedha UCBL, Uttar Pradesh (2020)	33,004	27-03-2020	3,01,398.79	20,865.84	2,80,532.95
	353	Bhilwara Mahila Urban Co-operative Bank Ltd, Rajasthan (2020)	13,642	07-07-2020	3,04,436.34	2,40,756.72	63,679.62
	354	Shree Sai UCBL, Mukhed (2020)	449	27-12-2020	9,372.57	1692.52217	7,680.05
	355	C K P Cooperative Bank Ltd, Maharashtra (2020)	55,293	30-12-2020	33,41,077.16	27,78,734.14	5,62,343.02
	356	Navodaya UCBL, Nagpur (2020)	2,975	06-01-2021	1,93,519.86	17,163.98	1,76,355.88
	357	Mapusa UCBL, Goa (2021)	67,848	01-02-2021	25,85,157.05	25,47,728.41	37,428.64
	358	Karad Janata Sahakari Bank Ltd., Maharashtra (2021)	49,213	07-04-2021	37,35,373.25	14,10,424.65	23,24,948.60
	359	Shivam Sahakari Bank Ltd., Maharashtra (2021)	3,736	30-09-2021	31,399.78		31,399.78
	360	Shivajirao Bhosale SBL, Maharashtra (2021)	61,150	12-10-2021	29,04,996.34	8,06,737.71	20,98,258.63
	361	Karnala NSBL, Maharashtra (2022)	39,457	04-02-2022	38,03,817.50		38,03,817.50
	362	Madgaum UCBL, Goa (2022)	32,686	11-03-2022	13,91,918.59	13,91,918.58	0.01
	363	Punjab & Maharshtra Cooperative Bank Ltd, Mumbai, Maharashtra (2022) *	8,68,997	31-03-2022	3,85,62,659.71		3,85,62,659.71
	364	Lucknow Urban Cooperative Bank Limited, Lucknow, Uttar Pradesh	3,346	14-05-2024	1,11,216.08	15,899.99	95,316.09
	365	United CBL, Bagnan, West Bengal (2025)	632	08-01-2025	14,332.15		14,332.15
	366	Uravakonda, CTBL, Anantpur, Andhra Pradesh (2025)	1,136	22-04-2025	42,526.94	42,526.94	0.00

(Amount in ₹ thousand)

Sr. No.	Name of the Bank		No. of Depositors	Main Claim Settled Date	Claims Settled	Repayments Received (Written off)	Balance (Col 4 - Col 5)
(1)	(2)		(3)		(4)	(5)	(6)
	367	New India Cooperative Bank Ltd., Mumbai (2025)*	-	13-08-2025	34,22,357.18		34,22,357.18
	368	United India Cooperative Bank Limited, Nagina, Uttar Pradesh (2026)	2,938	10-10-2025	4,788.24	4,219.24	569.00
	369	Sitapur Urban Cooperative Bank, Sitapur, Uttar Pradesh (2026)	1,798	18-02-2026	83,864.03	83,864.03	0.00
	370	National Urban Cooperative Bank, Bahraich, Uttar Pradesh (2026)	78	24-03-2026	9,684.51	9,684.51	0.00
	TOTAL 'F'				**9,62,81,705.69**	**3,15,92,497.00**	**6,46,89,208.69**
	TOTAL (D+E+F)				**10,92,61,967.91**	**4,45,48,548.98**	**6,46,88,621.75**
						(24,797.18)	
GRAND TOTAL (A+B+C+D+E+F)					**11,22,20,497.64**	**4,61,55,581.03**	**6,54,14,231.60**
						(6,50,685.01)	

* Scheme of Amalgamation/Merger

Scheme of Reconstruction.

@ Claim settled on liquidation of the bank.

& Claims settled under Liquid fund adjustment.

^ Claims Settled under other mechanisms.

Note: 1. The year in which original claims were settled are given in brackets.

2. Figures in brackets under repayment column indicate amount written off up to March 31, 2026.

3. Repayments received are inclusive of Liquid Fund Adjusted at the time of sanction and approval of claims

4. Number of depositors is given for claims settled from 2008 onwards.

5. Accuracy of number of depositors ensured up to hundredth place.

APPENDIX TABLE 8A: INSURANCE CLAIMS SETTLED AND REPAYMENT RECEIVED - BANKS PLACED UNDER ALL-INCLUSIVE DIRECTIONS (AID) UPTO MARCH 31, 2026

(Amount in ₹ thousand)

Sr. No.	Name of the Bank	AID Imposition Date	No. of Deposi-tors	Main Claim Sanction Date	Claims Settled	No. of Deposi-tors	Main Claim Sanction Date under Liquidation	Claims Settled after liquidation of AID Bank	Repayments Received (Written off)	Balance (Col. 6 + Col. 7 - Col. 8)
(1)	(2)	(3)	(4)	(5)	(6)			(7)	(8)	(9)
1	Mudhol CBL, Bagalkot, Karnataka $	08-04-2019	1,155	23-11-2021	1,66,937.15				1,66,937.21	-0.06
2	Garha CBL, Guna, Madhya Pradesh $	23-02-2021	643	23-11-2021	1,23,488.73	2,275	10-10-2024	58,624.68	63,984.92	1,18,128.48
3	Mantha UCBL, Jalna, Maharashtra $	17-11-2020	28,946	25-11-2021	4,48,883.72	1,964	13-06-2023	1,42,890.66	6,682.15	5,85,092.23
4	Independence CBL, Nashik, Maharashtra $	09-02-2021	269	25-11-2021	23,570.22	211	19-09-2025	12,725.97	1,917.02	34,379.18
5	Deccan UCBL, Vijaypur, Karnataka $	19-02-2021	1,759	24-11-2021	1,29,816.98	3	24-03-2026	29.29	1,29,846.26	0.00
6	Sikar UCBL, Sikar, Rajasthan ^	09-11-2018	1,186	24-11-2021	1,82,361.28				1,45,889.02	36,472.26
7	Peoples CBL, Kanpur, Uttar Pradesh $	11-06-2020	872	26-11-2021	71,998.85	107	27-03-2024	4,159.82	4,221.38	71,937.29
8	Shri Anand CBL, Pune, Maharashtra $	25-06-2019	10,971	25-11-2021	90,568.55				98,960.52	-8,391.97
9	Maratha SBL, Mumbai, Maharashtra &	31-08-2016	8,925	25-11-2021	13,99,208.06				11,20,527.63	2,78,680.43
10	City CBL,Mumbai, Maharashtra $	17-04-2018	12,563	24-11-2021	23,09,917.07	14,501	04-02-2026	2,70,110.01	25,79,423.25	603.83
11	Millath CBL, Devangere, Karnataka $	08-05-2019	2,460	26-11-2021	1,08,929.25	317	16-05-2025	7,166.24	30,580.72	85,514.77
12	Sarjeraodada Naik Shirala SBL, Sangli, Maharshtra $	03-02-2021	10,888	25-11-2021	6,81,071.31	1,181	03-04-2023	1,14,231.47	3,84,211.98	4,11,090.80
13	Padmashri Vitthalrao Vikhe Patil CBL, Nashik, Maharashtra ^	19-05-2018	290	25-11-2021	42,799.01				34,239.80	8,559.21
14	Kapol CBL, Mumbai, Maharashtra $	30-03-2017	21,573	26-11-2021	23,01,186.44	7,362	04-06-2025	1,98,736.44	17,16,826.54	7,83,096.34
15	Shri Gururaghavendra SBN, Bengaluru, Karnataka	10-01-2020	22,324	27-11-2021	71,56,982.07				-	71,56,982.07
16	Adoor CBL, Pathanamthitta, Kerala	09-11-2018	252	26-11-2021	62,934.00				62,934.00	-
17	Seva Vikas CBL, Pune Maharashtra $	12-10-2021	13,344	06-01-2022	15,12,751.64	1,784	21-09-2023	1,85,556.36	18,29,620.25	-1,31,312.26
18	Babaji Date Mahila SBL, Yavatmal, Maharashtra $	08-11-2021	18,595	04-02-2022	29,44,731.02	2,884	07-02-2024	1,08,679.28	31,00,282.47	-46,872.18
19	Laxmi CBL, Solapur, Maharashtra $	12-11-2021	20,565	08-02-2022	19,36,111.38	16,291	29-08-2024	44,568.00	13,30,690.82	6,49,988.56
20	Malkapur UCBL, Buldhana, Maharashtra $	24-11-2021	24,397	20-02-2022	49,66,878.97				49,66,878.96	0.01
21	Nagar UCBL, Ahmednagar, Maharashtra $	06-12-2021	17,269	28-02-2022	29,33,268.59	91,633	26-09-2024	9,22,294.83	40,19,598.00	-1,64,034.58
22	Rupee CBL, Pune, Maharshtra $	22-02-2013	64,024	24-02-2022	69,98,052.69	2,056	19-01-2024	11,28,683.47	62,56,451.90	18,70,284.26

(Amount in ₹ thousand)

Sr. No.	Name of the Bank	AID Imposition Date	No. of Deposi-tors	Main Claim Sanction Date	Claims Settled	No. of Deposi-tors	Main Claim Sanction Date under Liquidation	Claims Settled after liquidation of AID Bank	Repayments Received (Written off)	Balance (Col. 6 + Col. 7 - Col. 8)
(1)	(2)	(3)	(4)	(5)	(6)			(7)	(8)	(9)
23	The Indian Mercantile CBL, Lucknow, Uttar Pradesh $	28-01-2022	136	26-04-2022	29,049.44				29,049.44	0.00
24	Dwarkadas Mantri NSBL, Beed, Maharashtra ^	09-03-2022	2,834	03-06-2022	4,26,037.84				2,55,622.70	1,70,415.14
25	Shushruti Souharda SBN, Bengaluru, Karnataka $	07-04-2022	1,821	01-07-2022	5,36,773.78				-	5,36,773.78
26	Shankar Rao Pujari Nutan SBL, Ichalkaranji, Maharashtra $	13-05-2022	4,121	08-08-2022	4,16,052.71	2,042	30-12-2024	89,657.12	3,757.29	5,01,952.54
27	Harihareshwar SBL, Wai, Satara, Maharashtra $	31-05-2022	4,208	20-08-2022	5,72,373.06	11,756	27-11-2024	26,546.22	29.38	5,98,889.90
28	Shri Sharada Mahila CBL, Tumkur, Karnataka $	08-07-2022	679	23-09-2022	1,50,555.47	256	18-02-2026	8,914.88	78,914.88	80,555.47
29	Sangli SBL, Sangli, Maharashtra ^	08-07-2022	4,097	26-09-2022	6,17,881.69				3,70,729.01	2,47,152.68
30	Sri Mallikarjuna Pattana SBN, Maski, Karnataka $	18-07-2022	510	13-10-2022	53,812.92				-	53,812.92
31	Nashik Zilla Girna SBL, Nashik, Maharashtra $	09-09-2015	1,560	11-10-2022	1,69,977.27	2761	21-03-2025	11,900.61	-	1,81,877.88
32	Saibaba Janta SBL, Latur, Maharashtra ^	22-07-2022	1,019	18-10-2022	1,88,282.97				1,12,969.78	75,313.19
33	Durga CBL, Vijayawada, Andhra Pradesh $	29-07-2022	290	20-10-2022	98,423.21	1,512	26-11-2025	2,52,786.82	3,51,210.02	0.00
34	Jaiprakash Narayan NSBL, Basmatnagar, Maharashtra $	29-07-2022	1,331	20-10-2022	2,38,898.99	502	09-02-2026	22,201.91	66,792.75	1,94,308.15
35	Thodupuzha Urban CBL, Idukki, Kerala ^	23-08-2022	4,141	18-11-2022	9,39,382.21				5,63,629.32	3,75,752.89
36	Sumerpur Mercantile UCBL, Pali, Rajasthan $	06-12-2022	3,787	03-03-2023	4,64,586.57	289	20-02-2026	11,296.99	11,296.99	4,64,586.58
37	Adarsh Mahila NSBL, Aurangabad, Maharashtra $	23-02-2023	9,177	19-05-2023	18,63,712.60	1,812	21-05-2025	91,008.62	6,91,645.76	12,63,075.46
38	Shimsha SBN, Mandya, Karnataka $	24-02-2023	2,563	15-05-2023	1,18,489.50				33,697.90	84,791.60
39	Shankerrao Mohite Patil SBL, Akluj, Maharashtra $	24-02-2023	2,613	23-05-2023	4,78,881.75	149	05-02-2026	12,897.21	1,05,418.72	3,86,360.24
40	HCBL CBL, Lucknow, Uttar Pradesh $	24-02-2023	4,266	24-05-2023	2,28,660.12	92	27-11-2025	2,326.79	44,821.46	1,86,165.45
41	Shree Mahalaxmi Mercantile UCBL, Dabhoi, Gujarat $	03-03-2023	1,928	30-05-2023	2,40,723.24	1,560	23-04-2025	1,03,600.01	-	3,44,323.25
42	Banaras Mercantile CBL, Varanasi, Uttar Pradesh $	03-03-2023	538	30-05-2023	42,464.52	6,928	31-07-2025	17,278.93	5,000.00	54,743.46
43	National Mercantile CBL, Lucknow, Uttar Pradesh ^	10-03-2023	126	06-06-2023	20,818.67				8,327.47	12,491.20
44	Musiri UCBL, Tiruchirappalli , Tamil Nadu $	02-03-2023	125	30-05-2023	13,441.98				7,500.00	5,941.98
45	Pune SBL, Pune, Maharashtra ^	10-03-2023	25	06-06-2023	4,486.71				1,794.69	2,692.02
46	Defence Accounts CBL, Pune, Maharashtra ^	10-03-2023	756	08-06-2023	98,504.85				39,942.81	58,562.04

(Amount in ₹ thousand)

Sr. No.	Name of the Bank	AID Imposition Date	No. of Deposi-tors	Main Claim Sanction Date	Claims Settled	No. of Deposi-tors	Main Claim Sanction Date under Liquidation	Claims Settled after liquidation of AID Bank	Repayments Received (Written off)	Balance (Col. 6 + Col. 7 - Col. 8)
(1)	(2)	(3)	(4)	(5)	(6)			(7)	(8)	(9)
47	Imperial CBL, Jalandhar, Punjab $	10-03-2023	330	06-06-2023	54,256.76				10,851.35	43,405.41
48	Hiriyur UCBL, Hiriyur, Karnataka $	10-03-2023	379	06-06-2023	21,815.40	135	30-03-2026	1,751.67	1,751.67	21,815.40
49	Faiz Mercantile CBL, Nashik, Maharashtra $	02-03-2023	1,143	29-05-2023	79,892.73	7,059	09-01-2025	17,205.90	33,915.85	63,182.78
50	Rajapur SBL, Mumbai, Maharashtra &	14-06-2023	1,180	07-09-2023	1,77,800.86				71,090.61	1,06,710.25
51	Sawantwadi UCBL, Sawantwadi, Maharashtra &	14-06-2023	4,912	07-09-2023	2,56,073.86				1,01,331.95	1,54,741.91
52	Vaishali SVCBL, Hajipur, Bihar $	14-06-2023	6,196	07-09-2023	5,83,280.05				-	5,83,280.05
53	National CBL, Bengaluru, Karnataka &	24-07-2023	19,355	22-10-2023	57,22,721.07				22,89,088.43	34,33,632.64
54	Ajantha UCBM, Aurangabad, Maharashtra $	29-08-2023	12,003	24-11-2023	27,52,211.38	4,799	30-03-2026	2,47,481.91	5,26,573.57	24,73,119.72
55	Purvanchal CBL, Ghazipur, Uttar Pradesh $	29-08-2023	944	24-11-2023	1,26,338.73	1,241	28-01-2026	1,50,055.80	-	2,76,394.53
56	Colour Merchants CBL, Ahmedabad, Gujarat $	25-09-2023	1,071	20-12-2023	2,17,034.35	452	23-02-2026	10,887.44	1,61,537.68	66,384.11
57	Mahabhairab CBL, Tezpur, Assam $	12-10-2023	2,375	09-01-2024	2,00,260.88	146	09-02-2026	9,477.65	9,477.65	2,00,260.89
58	Karwar UCBL, Karwar, Karnataka $	12-06-2024	1,588	06-09-2024	3,77,907.66					3,77,907.66
59	National UCBL, Pratapgarh, Uttar Pradesh $	15-04-2024	1,271	11-07-2024	1,51,522.19				4,930.01	1,46,592.18
60	Sarvodaya CBL, Mumbai, Maharashtra	15-04-2024	1,874	10-07-2024	2,67,184.50				50,912.42	2,16,272.08
61	Shree Mahalaxmi UCCBL, Gokak, Karnataka	27-09-2024	10,134	20-12-2024	8,82,059.09				1,16,036.81	7,66,022.28
62	The Amanath CBL, Bengaluru, Karnataka	12-06-2024	729	06-09-2024	1,10,895.31				18,334.62	92,560.69
63	The Konark UCBL, Ulhasnagar, Maharashtra	23-04-2024	2,080	18-07-2024	1,31,819.11				2,500.00	1,29,319.11
64	The Shirpur MCBL, Dhule, Maharashtra $	08-04-2024	4,529	04-07-2024	4,89,647.96				86,710.31	4,02,937.65
65	The Yashwant CBL, Phaltan, Maharashtra	29-05-2025	7,069	26-08-2025	10,69,630.37					10,69,630.37
66	Innovative CBL, Delhi	04-07-2025	139	29-09-2025	14,684.76					14,684.76
67	The Industrial CBL, Guwahati, Assam	04-07-2025	2,061	24-09-2025	4,19,171.57					4,19,171.57
68	The Bhavani SBL, Mumbai, Maharashtra &	04-07-2025	1,317	25-09-2025	1,71,412.55					1,71,412.55
69	Irinjalakuda Town CBL, Thrissur, Kerala	30-07-2025	16,354	17-10-2025	46,20,716.54					46,20,716.54
70	Sonpeth NSBM, Sonpeth, Maharashtra	30-07-2025	200	17-10-2025	29,804.65					29,804.65

(Amount in ₹ thousand)

Sr. No.	Name of the Bank	AID Imposition Date	No. of Depositors	Main Claim Sanction Date	Claims Settled	No. of Depositors	Main Claim Sanction Date under Liquidation	Claims Settled after liquidation of AID Bank	Repayments Received (Written off)	Balance (Col. 6 + Col. 7 - Col. 8)
(1)	(2)	(3)	(4)	(5)	(6)			(7)	(8)	(9)
71	Lokapavani Mahila SBN, Mandya, Karnataka	30-07-2025	417	17-10-2025	38,868.62					38,868.62
72	Samarth SBL, Solapur, Maharashtra	07-10-2025	35,276	01-01-2026	39,73,254.58					39,73,254.58
73	Samarth UCBL, Osmanabad, Maharashtra	07-10-2025	524	01-01-2026	99,576.35					99,576.35
74	Sadbhav NSBM, Chhatarpur, Madhya Pradesh	07-10-2025	575	01-01-2026	96,564.33					96,564.33
75	The Baghat UCBL, Solan, Himachal Pradesh	08-10-2025	8,188	01-01-2026	13,97,095.46					13,97,095.46
76	The Pusad UCBL, Pusad, Maharashtra	07-11-2025	9,203	03-02-2026	17,59,981.40					17,59,981.40
77	Nasik Jilha Mahila Vikas SBL, Nasik, Maharashtra	09-12-2025	1,005	05-03-2026	1,91,152.00					1,91,152.00
78	Loknete RD (Appa) Kshirsagar SBL, Niphad, Nashik, Maharashtra	16-12-2025	219	12-03-2026	25,297.74					25,297.74
79	The Gauhati CBL, Guwahati, Assam	17-12-2025	2,190	12-03-2026	2,82,874.50					2,82,874.50
80	The Valsad Mahila NSBL, Valsad, Gujarat	18-12-2025	1,389	12-03-2026	1,27,582.86					1,27,582.86
Total			**4,94,140**		**7,15,25,109.23**	**1,86,060.00**		**42,85,733.00**	**3,43,17,898.10**	**4,14,92,944.13**

$ The banks have since been liquidated after payment of claims u/s 18(A) of DICGC (Amendment) Act, 2021.

& The bank has amalgamated into another bank.

^ AID imposed on the bank has been lifted.

APPENDIX TABLE 8B: INSURANCE CLAIMS SETTLED UNDER EXPEDITIOUS SETTLEMENT SCHEME - UPTO MARCH 31, 2026

(Amount in ₹ thousand)

Sr. No.	Name of the Bank	Sanction Date	No. of Depositors	Claims Settled	Repayments Received (Written off)	Balance (Col 5 - Col 6)
(1)	(2)	(3)	(4)	(5)	(6)	(7)
1	Ajmer Urban Co-op Bank Ltd., Rajasthan (2016)	24-10-2016		3,18,602.37	3,18,602.37	0.00
2	Rajeshwar Yuvak Vikas SBL, Satara, Maharashtra (2018)	12-12-2018		2,946.90	-	2,946.90
3	Shri Chhatrapati UCBL, Pune, Maharashtra (2018)	14-12-2018		27,601.00	-	27,601.00
4	Gokul UCBL Andra Pradesh/ Telangana (2019)	25-06-2019		13,579.00	-	13,579.00
5	Bhopal Nagarik SBL, Madhya Pradesh(2019)	25-06-2019		84,394.67	-	84,394.67
6	Brahmawart Commercial CBL, Uttar Pradesh (2021)	05-10-2021	26,425	2,51,000.00	-	2,51,000.00
7	Ghaziabad UCBL, Uttar Pradesh (2021)	01-02-2021		1,16,856.00	-	1,16,856.00
8	Hardoi UCBL, Uttar Pradesh (2021)	31-03-2021	11,918	42,022.68	-	42,022.68
9	Vasantdada NSBL Osmanabad, Maharashtra (2021)	06-05-2021		3,28,300.00	-	3,28,300.00
10	Bhagyodaya Friends UCBL, Amravati, Maharshtra (2021)	25-08-2021		80,463.93	-	80,463.93
11	Dr. Shivajirao Patil Nilangekar UCBL, Latur, Maharashtra (2021)	16-12-2021		16,885.96	-	16,885.96
Total				**12,82,652.51**	**3,18,602.37**	**9,64,050.14**

5. AUDITOR'S REPORT

INDEPENDENT AUDITOR'S REPORT

To,

The Board of Directors of

Deposit Insurance and Credit Guarantee Corporation

Report on the Audit of the Financial Statements

1. Opinion

We have audited the accompanying financial statements of **Deposit Insurance and Credit Guarantee Corporation ("the Corporation")**, which comprise the Balance Sheet as at **31st March, 2026** of Deposit Insurance Fund, Credit Guarantee Fund and the General Fund, the Revenue accounts and Cash Flow Statement for the year ended of the said three funds, and summary of significant accounting policies and other explanatory information.

In our opinion and to the best of our information and according to the explanations given to us, the aforesaid financial statements give the information required by the Deposit Insurance and Credit Guarantee Corporation Act, 1961, as amended by the Deposit Insurance and Credit Guarantee Corporation (Amendment) Act, 2021 (the "Act") in the manner so required and give a true and fair view in conformity with Accounting Standards prescribed under section 133 of the Companies Act, 2013 and other accounting principles generally accepted in India, of the state of affairs of the three funds of the Corporation as at **31st March, 2026**, and its surplus and its cash flows for the year ended on that date.

2. Basis for Opinion

We conducted our audit in accordance with the Standards on Auditing (SA's) specified u/s 143(10) of the Companies Act, 2013. Our responsibilities under those Standards are further described in the Auditor's Responsibilities for the Audit of the Financial Statements section of our report. We are independent of the Corporation in accordance with the Code of Ethics issued by the Institute of Chartered Accountants of India ("ICAI") together with the ethical requirements that are relevant to our audit of the financial statements under the provisions of the Companies Act, 2013 and the rules made thereunder, and we have fulfilled our other ethical responsibilities in accordance with these requirements and the ICAI's code of ethics. We believe that the audit evidence we have obtained is sufficient and appropriate to provide a basis for our audit opinion on the financial statements.

3. Emphasis of Matter

a. *We draw attention to **Note No.7** to the financial statements, wherein the Corporation has recognized a refund of Service Tax amounting to Rs. 9.08 Crores received during the year as its income. The said refund pertains to Service tax paid for the period October, 2011 to March,2015, which had been charged to the Revenue Account in the respective earlier years. The refund has been recognized during the year based on the Refund order received from Service Tax Department and has been accounted for under "Miscellaneous Receipts" in the Revenue Account of the General Fund.*

b. *We draw attention to* **Note No.8** *to the financial statements, regarding write-off/write-back of certain unreconciled historical balances amounting to Rs. 68.72 lakhs during the year, pertaining to banks that have been merged or deregistered. The same has been accounted for in accordance with the Corporation's approved policy and recognized under "Miscellaneous Receipts" in the Revenue Account of the General Fund.*

4. Information other than the Financial Statements and Auditor's Report thereon

The Corporation's Management and Board of Directors are responsible for the preparation of the other information. The other information comprises report of the Board of Directors on the working of the Deposit Insurance and Credit Guarantee Corporation included in the annual Report but does not include the financial statements and our auditor's report thereon.

Our opinion on the financial statements does not cover the other information and we do not express any form of assurance conclusion thereon.

In connection with our audit of the financial statements, our responsibility is to read the other information and, in doing so, consider whether the other information is materially inconsistent with the financial statements or our knowledge obtained in the audit or otherwise appears to be materially misstated.

If, based on the work we have performed on the other information obtained prior to the date of this auditor's report, we conclude that there is a material misstatement of this other information; we are required to report that fact. We have nothing to report in this regard.

5. Responsibilities of Management and Those Charged with Governance for the Financial Statements

The Corporation's Board of Directors are responsible for the matters stated in the Act with respect to the preparation of these financial statements that give a true and fair view of the financial position, financial performance, and cash flows of the Corporation in accordance with the accounting principles generally accepted in India. This responsibility also includes maintenance of adequate accounting records in accordance with the provisions of the Act for safeguarding of the assets of the Corporation and for preventing and detecting frauds and other irregularities; selection and application of appropriate accounting policies; making judgments and estimates that are reasonable and prudent; and design, implementation and maintenance of adequate internal financial controls, that were operating effectively for ensuring the accuracy and completeness of the accounting records, relevant to the preparation and presentation of the financial statements that give a true and fair view and are free from material misstatement, whether due to fraud or error.

In preparing the financial statements, the Board of Directors is responsible for assessing the Corporation's ability to continue as a going concern, disclosing, as applicable, matters related to going concern and using the going concern basis of accounting unless management either intends to liquidate the Corporation or to cease operations, or has no realistic alternative but to do so.

The Board of Directors is responsible for overseeing the Corporation's financial reporting process.

6. Auditor's Responsibilities for the Audit of the Standalone Financial Statements

Our objectives are to obtain reasonable assurance about whether the financial statements as a whole are free from material misstatement, whether due to fraud or error, and to issue an auditor's report that includes our opinion. Reasonable assurance is a high level of assurance, but is not a guarantee that an audit conducted in accordance with SAs will always detect a material misstatement when it exists. Misstatements can arise from fraud or error and are considered material if, individually or in the aggregate, they could reasonably be expected to influence the economic decisions of users taken on the basis of these financial statements.

As part of an audit in accordance with SAs, we exercise professional judgment and maintain professional skepticism throughout the audit. We also:

- Identify and assess the risks of material misstatement of the financial statements, whether due to fraud or error, design and perform audit procedures responsive to those risks, and obtain audit evidence that is sufficient and appropriate to provide a basis for our opinion. The risk of not detecting a material misstatement resulting from fraud is higher than for one resulting from error, as fraud

may involve collusion, forgery, intentional omissions, misrepresentations, or the override of internal control.

- Obtain an understanding of internal financial controls relevant to the audit in order to design audit procedures that are appropriate in the circumstances. Under section 143(3)(i) of the Companies Act, we are also responsible for expressing our opinion on whether the Company has adequate internal financial controls system in place and the operating effectiveness of such controls.
- Evaluate the appropriateness of accounting policies used and the reasonableness of accounting estimates and related disclosures made by Corporation.
- Conclude on the appropriateness of Corporation's use of the going concern basis of accounting and, based on the audit evidence obtained, whether a material uncertainty exists related to events or conditions that may cast significant doubt on the ability of the Corporation to continue as a going concern. If we conclude that a material uncertainty exists, we are required to draw attention in our auditor's report to the related disclosures in the financial statements or, if such disclosures are inadequate, to modify our opinion. Our conclusions are based on the audit evidence obtained up to the date of our auditor's report. However, future events or conditions may cause the Corporation to cease to continue as a going concern.
- Evaluate the overall presentation, structure and content of the financial statements, including the disclosures, and whether the financial statements represent the underlying transactions and events in a manner that achieves fair presentation.

We communicate with those charged with governance regarding, among other matters, the planned scope and timing of the audit and significant audit findings, including any significant deficiencies in internal control that we identify during our audit.

We also provide those charged with governance with a statement that we have complied with relevant ethical requirements regarding independence, and to communicate with them all relationships and other matters that may reasonably be thought to bear on our independence, and where applicable, related safeguards.

7. We Report that:

a. We have sought and obtained all the information and explanations which to the best of our knowledge and belief were necessary for the purpose of our audit.

b. In our opinion proper books of account as required by law have been kept by the Corporation so far as it appears from our examination of those books.

c. The Balance Sheet, the Revenue Account and the Cash Flow Statement of the three funds dealt with by this Report are in agreement with the books of account maintained for the purpose of the financial statements.

d. In our opinion, the aforesaid financial statements comply with the accounting standards specified under section 133 of the Companies Act, 2013 wherever applicable.

For Jain Chowdhary & Co.
Chartered Accountants
FR No. 113267W

Siddharth Jain
Partner
M.No.104709
UDUDIN: 26104709ZZVHRN6110
Place: Mumbai
Date: 26-05-2026

JAIN CHOWDHARY & CO. MUMBAI FR No.113267W CHARTERED ACCOUNTANTS

6. BALANCE SHEET AND ACCOUNTS

DEPOSIT INSURANCE AND

(Established under the Deposit Insurance

(Regulation 18 -

Balance Sheet as at the close

I. DEPOSIT INSURANCE FUND (DIF)

Previous Year		LIABILITIES	Current Year	
Deposit Insurance Fund	Credit Guarantee Fund		Deposit Insurance Fund	Credit Guarantee Fund
Amount	Amount		Amount	Amount
17,56,672.00	**0.00**	**1.Fund : (Balance at the end of the year)**	**18,03,708.00**	0.00
		2. Surplus as per Revenue Account:		
1,81,86,556.10	64,969.30	Balance at the begining of the year	2,11,36,597.14	68,955.43
29,50,041.04	3,986.14	Add: Transferred from Revenue Account	32,42,032.26	3,954.92
2,11,36,597.14	**68,955.44**	Balance at the end of the year	**2,43,78,629.40**	**72,910.35**
		3. (a) Investment Reserve		
0.00	0.00	Balance at the beginning of the year	0.00	0.00
0.00	0.00	Add: Transferred from Revenue Account	3,62,882.12	0.00
0.00	**0.00**	Balance at the end of the year	**3,62,882.12**	**0.00**
		(b) Investment Fluctuation Reserve		
8,08,215.44	3,462.16	Balance at the beginning of the year	9,51,195.40	3,462.16
1,42,979.96	0.00	Transferred from Revenue Account	89,210.54	0.00
9,51,195.40	**3,462.16**	Balance at the end of the year	**10,40,405.94**	**3,462.16**
66,398.99	**0.00**	**4.Claims Intimated and Admitted But Not paid**	**99,715.01**	**0.00**
1,21,160.42	**0.00**	**5.Estimated liability in respect of claims intimated but not admitted**	**0.00**	**0.00**
0.00	**0.00**	**6. Advance from Reserve Bank of India (Section 26 of the Deposit Insurance and Credit Guarantee Corporation Act, 1961)**	**0.00**	**0.00**
0.00	**0.00**	**7. Advance from the Deposit Insurance Fund/Credit Guarantee Fund (Section 25A of the Deposit Insurance and Credit Guarantee Corporation Act, 1961)**	**0.00**	**0.00**
0.00	**0.00**	**8. Advance from the Deposit Insurance Fund/Credit Guarantee Fund (Section 27 of the Deposit Insurance and Credit Guarantee Corporation Act, 1961)**	**0.00**	**0.00**
4,544.32	**0.00**	**9. Insured Deposits remaining unclaimed**	**5,733.37**	**0.00**
0.00	**0.00**	**10. Insured Deposits in respect of Banks De-registered (banks whose registration has been cancelled)**	**0.00**	**0.00**
		11. Other Liabilities		
121.30	0.00	(i) Sundry Creditors	7.71	0.00
10,39,458.09	1,353.05	(ii) Provision for Income Tax	12,11,486.95	1,478.85
92,444.90	0.00	(iii)Securities deliverable under Reverse Repo A/c Payable	1,25,663.73	0.00
0.00	0.00	(iv) Amount refundable to Banks	0.00	0.00
0.03	0.00	(v) CGST,SGST & IGST Payable	804.08	0.00
0.00	0.00	(vi) Interfund payable/receivable from GF	0.00	0.00
11,32,024.32	**1,353.05**		**13,37,962.47**	**1,478.85**
2,51,68,592.59	**73,770.65**	**Total**	**2,90,29,036.31**	**77,851.36**

For Jain Chowdhary& Co.
Chartered Accountants
Regn. No. FRN: 113267W

CA Siddharth Jain
Managing Partner (M.No.)
Mumbai
May 26, 2026
UDIN : 26104703ZZUHQN6110

Swaminathan J
Chairman

Neeraj Nigam
Executive Director

Dr. Abhijit Phuken
Director

Dr. Tarun Agarwal
Director

Prof. Partha Ray
Director

Anup Kumar
Chief General Manager

Dr. Mangesh Y Sorte
General Manager

CREDIT GUARANTEE CORPORATION
and Credit Guarantee Corporation Act, 1961)
Form 'A')
of business on March 31, 2026
AND CREDIT GUARANTEE FUND (CGF)

Previous Year		ASSETS	Current Year	
Deposit Insurance Fund	Credit Guarantee Fund		Deposit Insurance Fund	Credit Guarantee Fund
Amount	Amount		Amount	Amount
706.05	**0.13**	**1. Balance with the Reserve Bank of India**	**2,657.92**	**16.63**
0.00	**0.00**	**2. Cash in Transit**	**0.00**	**0.00**
		3.Investments in Central Government Securities (at cost)		
0.00	0.00	Treasury Bills	0.00	0.00
2,35,06,287.93	71,580.07	Dated Securities	2,69,81,164.30	75,331.12
0.00	0.00	Dated Securities deposited with CCIL	107.52	0.00
2,35,06,287.93	**71,580.07**		**2,69,81,271.82**	**75,331.12**
2,30,89,532.79	*70,535.08*	***Face Value***	*2,65,36,285.10*	*74,081.38*
2,41,85,858.04	*74,026.01*	***Market Value***	*2,66,18,389.70*	*75,377.98*
4,25,061.53	**1,010.16**	**4.Interest accrued on investments**	**4,89,621.05**	**1,329.06**
0.00	**0.00**	**5. Advance to the Deposit Insurance Fund/Credit Guarantee Fund (Section 25 A of the Deposit Insurance and Credit Guarantee Corporation Act, 1961)**	**0.00**	**0.00**
0.00	**0.00**	**6. Advance to the Deposite Insurance Fund/Credit Guarantee Fund (Section 27 of the Deposit Insurance and Credit Guarantee Corporation Act, 1961)**	**0.00**	**0.00**
		7.Other Assets		
0.00	0.00	(I) Sundry Debtors	0.00	0.00
10,49,506.43	1,180.29	(ii) Advance Income Tax	12,10,845.53	1,174.55
92,520.29	0.00	(iii) Reverse Repo Asset/Reverse Repo interest receivable	1,25,716.42	0.00
92,444.90	0.00	(iv) Securities purchased under Reverse Repo	1,25,663.72	0.00
135.79	0.00	(v) Service Tax/CGST/SGST/IGST receivable	0.01	0.00
1,929.67	0.00	(vi) Disputed Service Tax paid (under protest)	1,929.67	0.00
0.00	0.00	(vii) Deferred Tax Asset	91,330.17	0.00
12,36,537.08	**1,180.29**		**15,55,485.52**	**1,174.55**
2,51,68,592.59	**73,770.65**	**Total**	**2,90,29,036.31**	**77,851.36**

For Jain Chowdhary& Co.
Chartered Accountants
Regn. No. FRN. 113267W
CA Siddharth Jain
Managing Partner (M.No. 124769)
Mumbai
May 26, 2026
UDIN : 26104709ZZUHQNG110

Swaminathan J
Chairman

Neeraj Nigam
Executive Director

Dr. Abhijit Phuken
Director

Dr. Tarun Agarwal
Director

Prof. Partha Ray
Director

Anup Kumar
Chief General Manager

Dr. Mangesh Y Sorte
General Manager

DEPOSIT INSURANCE AND

(Form

Revenue Account for the

I. DEPOSIT INSURANCE FUND (DIF)

Previous Year		EXPENDITURE	Current Year	
Deposit Insurance Fund	Credit Guarantee Fund		Deposit Insurance Fund	Credit Guarantee Fund
Amount	Amount		Amount	Amount
		1. To Claims:		
45,653.27	0.00	(a) Paid during the year	1,76,239.79	0.00
32,289.76	0.00	(b) Admitted but not paid	55,887.36	0.00
		(c) Estimated liability in respect of claims intimated but not admitted		
1,21,160.42	0.00	At the end of the year	0.00	0.00
0.00	0.00	Less: at the end of the previous year	1,21,160.42	0.00
	0.00	(d) Insured Deposits in respect of banks de-registered		0.00
0.00	0.00	At the end of the year	0.00	0.00
0.00	0.00	Less: at the end of the previous year	0.00	0.00
(313.65)	0.00	(e) Less provision in r/o untraceable depositors written back		0.00
1,98,789.80	**0.00**	**Net Claims**	**1,10,966.73**	**0.00**
0.00	**0.00**	**2.To Provision for depreciation in the value of investments credited to Investment Reserve**	**3,62,882.12**	**0.00**
0.00	**0.00**	**3. To Interest on advance from Reserve Bank of India (Section 26 of the Deposit Insurance and Credit Guarantee Corporation Act, 1961)**	**0.00**	**0.00**
0.00	**0.00**	**4. To Interest on advance from the Deposit Insurance Fund/Credit Guarantee Fund (Section 25A of the Deposit Insurance and Credit Guarantee Corporation Act, 1961)**	**0.00**	**0.00**
0.00	**0.00**	**5. To Interest on advance from the Deposit Insurance Fund/Credit Guarantee Fund (Section 27 of the Deposit Insurance and Credit Guarantee Corporation Act, 1961)**	**0.00**	**0.00**
17,56,672.00	**0.00**	**6.To Balance of Fund at the end of the Period (as per Actuarial Valuation)**	**18,03,708.00**	**0.00**
41,30,183.52	**5,339.19**	**To Net Surplus Carried Down**	**44,51,399.58**	**5,433.77**
60,85,645.32	**5,339.19**	**TOTAL**	**67,28,956.43**	**5,433.77**
		To Provision for Taxation		
10,39,458.09	1,353.05	Current Year	12,11,486.95	1,478.85
			0.00	0.00
(2,295.57)	0.00	Earlier Years - Short (Excess)		
				0.00
0.00	0.00	Deferred Tax	(91,330.17)	
1,42,979.96	0.00	To Investment Fluctuation Reserve (IFR)	89,210.54	0.00
29,50,041.04	3,986.14	**To Balance Carried to Balance Sheet**	32,42,032.26	3,954.92
41,30,183.52	**5,339.19**		**44,51,399.58**	**5,433.77**

For Jain Chowdhary& Co.
Chartered Accountants
Regn. No. FRN. 113267W

CA Siddharth Jain
Managing Partner (M.No. 104709)
Mumbai
May 26, 2026
UDIN : 26104709ZZUHQN6110

JAIN CHOWDHARY & CO. MUMBAI FR No. 113267W CHARTERED ACCOUNTANTS

Swaminathan J
Chairman

Neeraj Nigam
Executive Director

Dr. Abhijit Phuken
Director

Dr. Tarun Agarwal
Director

Prof. Partha Ray
Director

Anup Kumar
Chief General Manager

Dr. Mangesh Y Sorte
General Manager

BALANCE SHEET AND ACCOUNTS

CREDIT GUARANTEE CORPORATION

'B')

year ended March 31, 2026

AND CREDIT GUARANTEE FUND (CGF)

Previous Year		INCOME	Current Year	
Deposit Insurance Fund	Credit Guarantee Fund		Deposit Insurance Fund	Credit Guarantee Fund
Amount	Amount		Amount	Amount
16,88,742.00	**0.00**	**1.By Balance of Fund at the beginning of the year**	**17,56,672.00**	**0.00**
26,76,355.63	**0.00**	**2. By Deposit Insurance Premium (including interest on overdue premium)**	**29,94,669.48**	**0.00**
1,30,908.36	**0.00**	**3.By recoveries in respect of Deposit Insurance Claims paid settled / Guarantee Claims paid**	**1,10,905.90**	**0.00**
		4.By income from Investments		
15,80,193.31	5,339.19	(a) Interest on Investments	18,35,813.20	5,569.61
(11,602.62)	0.00	(b) Profit (Loss) on sale / redemption of securities (Net)	17,243.37	(135.84)
12,848.65	0.00	c) By Reverse Repo interest income A/c	13,652.48	0.00
15,81,439.34	**5,339.19**		**18,66,709.05**	**5,433.77**
		5. Other Incomes		
0.00	0.00	(a) By Provision for depreciation in value of Investments written back	0.00	0.00
8,199.99	0.00	(b) Interest received on refund of Tax	0.00	0.00
60,85,645.32	**5,339.19**	**TOTAL**	**67,28,956.43**	**5,433.77**
41,30,183.52	5,339.19	By Net Surplus Brought Down	44,51,399.58	5,433.77
41,30,183.52	**5,339.19**		**44,51,399.58**	**5,433.77**

For Jain Chowdhary& Co.
Chartered Accountants
Firm No. FRN 113267W

CA Siddharth Jain
Managing Partner (M.No. 104709)
Mumbai
May 26, 2026
UDIN : 26104709ZZUHGN6110

JAIN CHOWDHARY & CO. MUMBAI FR No. 113267W CHARTERED ACCOUNTANTS

Swaminathan J
Chairman

Neeraj Nigam
Executive Director

Dr. Abhijit Phukon
Director

Dr. Tarun Agarwal
Director

Prof. Partha Ray
Director

Anup Kumar
Chief General Manager

Dr. Mangesh Y Sorte
General Manager

DEPOSIT INSURANCE AND

(Regulation 18 -

Balance Sheet as at the close

II. GENERAL

(₹ in lakhs)

Previous Year Amount	LIABILITIES	Current Year Amount
5,000.00	**1.Capital : Provided by Reserve Bank of India (RBI) as per Section 4 of the DICGC Act, 1961 (A wholly owned subsidiary of RBI)**	**5,000.00**
	2.Reserves	
	A) General Reserve	
72,798.77	Balance at the beginning of the year	72,747.95
(50.82)	Add: Surplus /(Deficit) transferred from Revenue Account	1,648.23
72,747.95		**74,396.18**
	B) Investment Reserve	
39.19	Balance at the beginning of the year	0.00
(39.19)	Add: Amount provided for during the year	0.00
0.00		**0.00**
	(C) Investment Fluctuation Reserve	
4,030.06	Balance at the beginning of the year	4,030.06
0.00	Transferred from Revenue Surplus	0.00
4,030.06		**4,030.06**
	3. Current Liabilities and Provisions	
1,109.18	Outstanding Expenses	362.37
62.27	Sundry Creditors	228.74
8.07	Provision for Income Tax	627.11
22.51	Deferred Tax	35.95
2.17	CGST & SGST Payable	5.31
1,204.20		**1,259.48**
82,982.21	**Total**	**84,685.72**

As per our report of even date

For Jain Chowdhary& Co.
Chartered Accountants
Regn. No. FRN 113267W

CA Siddharth Jain
Managing Partner (M.No. 104709)
Mumbai
May 26, 2026
UDIN : 26104709ZZUHGN6110

JAIN CHOWDHARY & CO. MUMBAI FR No. 113267W CHARTERED ACCOUNTANTS

Swaminathan J
Chairman

Nedraj Nigam
Executive Director

Dr. Abhijit Phukon
Director

Dr. Tarun Agarwal
Director

Prof. Partha Ray
Director

Anup Kumar
Chief General Manager

Dr. Mangesh Y Sorte
General Manager

BALANCE SHEET AND ACCOUNTS

CREDIT GUARANTEE CORPORATION

Form 'A')

of business on March 31, 2026

FUND (GF)

(₹ in lakhs)

Previous Year Amount	ASSETS	Current Year Amount
	1. CASH	
0.00	(i) In hand	0.00
15.41	**(ii) With Reserve Bank of India**	100.00
15.41		**100.00**
	2. Investments in Central Government Securities (At Cost)	
0.00	Treasury Bills	0.00
60,098.32	Dated Securities	60,896.18
18,179.04	Dated Securities deposited with CCIL(Face Value ₹18,900)	18,340.32
78,277.36		**79,236.50**
79,235.51	*Face Value*	*78,019.40*
80,280.93	*Market Value*	*80,154.16*
2,169.61	**3. Interest accrued on Investments**	**1,959.61**
	4. Other Assets	
0.00	Software Asset Capitalised	473.57
36.53	Furniture, Fixtures & Equipment (less depreciation)	28.08
0.00	Stock of Stationery	0.00
0.00	Staff Advances	1.79
2,035.00	Margin Deposit with CCIL	2,065.00
313.28	Advance Income Tax / TDS	479.92
110.99	CGST, SGST & IGST receivable	266.50
7.48	Sundry Debtors	0.01
16.55	Project Cost	30.96
0.00	Prepaid Expenses	43.78
2,519.83		**3,389.61**
82,982.21	**Total**	**84,685.72**

As per our report of even date

For Jain Chowdhary& Co.
Chartered Accountants
Regn. No. FRN. 113267W

CA Siddharth Jain
Managing Partner (M.No. 104709)
Mumbai
May 26, 2026
UDIN : 26104709ZZUHGN6110

JAIN CHOWDHARY & CO. MUMBAI FR No. 113267W CHARTERED ACCOUNTANTS

Swaminathan J
Chairman

Neeraj Nigam
Executive Director

Dr. Abhijit Phukon
Director

Dr. Tarun Agarwal
Director

Prof. Partha Ray
Director

Anup Kumar
Chief General Manager

Dr. Mangesh Y Sorte
General Manager

DEPOSIT INSURANCE AND

(Form

Revenue Account for the

II. GENERAL

(₹ in lakhs)

Previous Year Amount	EXPENDITURE	Current Year Amount
2,433.09	**To Payment / Reimbursement of staff cost**	**2,727.62**
1.50	**To Directors' and Committee Members' Fees**	**6.36**
0.00	**To Directors' / Committee Members' Travelling & other expenses**	**0.00**
366.50	**To Rents,Taxes, Insurance , Lightings etc.**	**404.67**
725.74	**To Establishment, Travelling and Halting Allowances**	**718.89**
44.60	**To Printing, Stationery and Computer Consumables**	**32.62**
136.65	**To Postage, telegrams and Telephones**	**221.98**
54.05	**To Auditors' Fees**	**41.55**
65.30	**To Legal Charges**	**110.50**
3.00	**To Advertisements**	**5.07**
0.00	**To Provision for diminution in the value of investments credited to Investment Reserve**	**0.00**
	To Miscellaneous Expenses	
24.55	Professional Charges	25.05
1,087.35	Service Contract / Maintenance	351.00
25.41	Books, News Papers, Periodicals	26.77
0.00	Book Grants	0.00
0.26	Repair of Office Property-Dead Stock	0.34
134.78	Transaction Charges-CCIL	186.12
369.92	Others	113.91
1,642.27		**703.19**
26.64	Depreciation	**25.26**
13.34	Depreciation on IASS	**54.43**
0.00	**To Balance being excess of income over expenditure for the year carried down**	**2,283.01**
5,512.68	**Total**	**7,335.15**
32.07	**To balance being excess of Expenditure over Income - Carried Down**	0.00
	To Provision for Income Tax	
0.00	Current Year	621.34
0.00	Earlier Years - Short (Excess)	0.00
18.75	Deferred Tax	13.44
0.00	**To Investment Fluctuation Reserve (IFR)**	0.00
	To General Reserve Account	1,648.23
50.82	**Total**	**2,283.01**

As per our report of even date

* The Significant Accounting Policies and Notes on Accounts are an integral part of the Financial Statements

For Jain Chowdhary& Co.
Chartered Accountants
Regn. No. FRN 113267W

CA Siddharth Jain
Managing Partner (M.No. 104709)
Mumbai
May 26, 2026
UDIN 26104709ZZUHGN6110

Swaminathan J
Chairman

Neeraj Nigam
Executive Director

Dr. Abhijit Phukon
Director

Dr. Tarun Agarwal
Director

Prof. Partha Ray
Director

Anup Kumar
Chief General Manager

Dr. Mangesh Y Sorte
General Manager

BALANCE SHEET AND ACCOUNTS

DEPOSIT INSURANCE AND CREDIT GUARANTEE CORPORATION

'B')

year ended March 31, 2026

FUND (GF)

(₹ in lakhs)

Previous Year Amount	INCOME	Current Year Amount
	By Income from Investments	
5,399.33	**(a) Interest on Investments**	**5,520.81**
42.34	(b) Profit (Loss) on sale / redemption of investments	1.99
5,441.67		**5,522.80**
0.00	**By Interest on Advances to Deposit Insurance Fund / Credit Guarantee Fund**	**0.00**
39.19	**By Provision for depreciation in value of Investments written back**	**0.00**
	By Miscellaneous Receipt	
0.00	Interest on advances to staff	0.00
(0.25)	Profit / Loss on sale of dead stocks (Net)	(0.08)
0.00	Interest on refund of income tax	934.18
0.00	Other misc receipts	878.25
(0.25)		**1,812.35**
32.07	**Balance being excess of Expenditure over Income b/d**	**0.00**
5,512.68	**Total**	**7,335.15**
0.00	**By balance being excess of income over expenditure for the year - Carried Down**	**2,283.01**
50.82	**To General Reserve Account**	**0.00**
50.82	**Total**	**2,283.01**

As per our report of even date

* The Significant Accounting Policies and Notes on Accounts are an integral part of the Financial Statements

For Jain Chowdhary& Co.
Chartered Accountants
Regn. No. FRN. 113267W

CA Siddharth Jain
Managing Partner (M.No. 104708)
Mumbai
May 26, 2026
UDIN : 26104708ZZUHGN6110

JAIN CHOWDHARY & CO. MUMBAI FR No. 113267W CHARTERED ACCOUNTANTS

Swaminathan J
Chairman

Neeraj Nigam
Executive Director

Dr. Abhijit Phuken
Director

Dr. Tarun Agarwal
Director

Prof. Partha Ray
Director

Anup Kumar
Chief General Manager

Dr. Mangesh Y Sorte
General Manager

DEPOSIT INSURANCE AND CREDIT GUARANTEE CORPORATION

Deposit Insurance Fund & Credit Guarantee Fund

Cash Flow Statement for the Period ended March 31, 2026

(₹ in lakhs)

Period ended 31-03-2025		Particulars		Period ended 31-03-2026	
Amount	Amount			Amount	Amount
DIF	CGF			DIF	CGF
		Cash Flow from Operating Activities			
41,30,183.52	**5,339.19**	Excess of Income over Expenditure	**(a)**	**44,51,399.58**	**5,433.77**
		Adjustments to reconcile excess of Income over expenditure to net cash from operations :			
(15,93,041.96)	(5,339.19)	Interest on Investments		(18,49,465.68)	(5,569.61)
11,602.62	0.00	Profit/(Loss) on Sale/Redemption of Securities		(17,243.37)	135.84
0.00	0.00	Increase in Fund balance (Actuarial Valuation)		0.00	0.00
0.00	0.00	Transfer to Investment Reserve		3,62,882.12	0.00
0.00	0.00	Interest on Refund received		0.00	0.00
0.00	0.00	Taxes		0.00	0.00
67,930.00	0.00	Provision in fund balance (as per Actuarial valuation)		47,036.00	0.00
(15,13,509.34)	**(5,339.19)**		**(b)**	**(14,56,790.93)**	**(5,433.77)**
		Changes in Operating Assets and Liabilities :			
		ASSETS :			
		Decrease/(Increase) in			
(10,44,120.31)	(1504.02)	Increase in Advance Income Tax /TDS		(12,00,797.18)	(1347.32)
0.00	0.00	Sundry Debtors		0.00	0.00
(31.78)	0.00	CGST, IGST & SGST receivable		36.61	0.00
(1,33,396.46)	0.00	Other Assets		(66,315.79)	0.00
0.00	0.00	Disputed Service Tax/Interest paid account		0.00	0.00
(11,77,548.55)	**(1504.02)**		**(c)**	**(12,67,076.36)**	**(1347.32)**
		LIABILITIES :			
		(Decrease)/Increase in			
1,51,560.07	0.00	Estimated Liability in respect of claims intimated but not paid		(87,844.40)	0.00
2,455.00	0.00	Unclaimed Deposits		1,189.06	0.00
14.72	0.00	Sundry Creditors		(113.60)	0.00
0.00	0.00	Sundry Deposit Accounts		0.00	0.00
(99.17)	0.00	Service Tax Payable A/C		0.00	0.00
75,145.59	0.00	Securities deliverable under Reverse Repo A/C		33,218.83	0.00
0.00	0.00	Swachh Bharat Payable		0.00	0.00
(0.31)	0.00	CGST, SGST & IGST Payable		804.05	0.00
2,29,075.90	**0.00**		**(d)**	**(52,746.06)**	**0.00**
16,68,201.53	**(1504.02)**	**Net Cash Flow from Operating Activites: (a+b+c+d)**	**(A)**	**16,74,786.23**	**(1347.32)**
		Cash Flow from Investing Activities			
15,15,896.40	5,278.35	Interest on Investments Received		17,84,906.15	5,250.71
(11602.62)	0.00	Profit/(Loss) on Sale/Redemption of Securities		17243.37	(135.84)
0.00	0.00	Transferred to GF		0.00	0.00
		Decrease/(Increase) in			
(31,89,139.40)	(3,790.58)	Increase in Investments in Central Government Securities		(34,74,983.88)	(3,751.05)
(16,84,845.62)	**1487.77**	**Net Cash Flow from Investing Activites**	**(B)**	**(16,72,834.36)**	**1363.82**
0.00	**0.00**	**Cash Flow from Financing Activites**	**(C)**	**0.00**	**0.00**
(16,644.09)	**(16.25)**	**Net Increase/decrease in Cash**	**(A+B+C)**	**1,951.87**	**16.50**
17,350.14	**16.38**	Cash Balance at beginning of period		**706.05**	**0.13**
706.05	**0.13**	**Cash Balance at the end of year**		**2,657.92**	**16.63**

For Jain Chowdhary& Co.
Chartered Accountants
Regn. No. FRN 113267W

CA Siddharth Jain
Managing Partner (M.No. 104709)
Mumbai
May 26, 2026
UDIN : 26104709ZZUHQN6110

JAIN CHOWDHARY & CO. MUMBAI FR No. 113267W CHARTERED ACCOUNTANTS

Swaminathan J
Chairman

Neeraj Nigam
Executive Director

Dr. Abhijit Phukon
Director

Dr. Tarun Agarwal
Director

Prof. Partha Ray
Director

Anup Kumar
Chief General Manager

Dr. Mangesh Y Sorte
General Manager

BALANCE SHEET AND ACCOUNTS

DEPOSIT INSURANCE AND CREDIT GUARANTEE CORPORATION

II. General Fund

Cash Flow Statement for the Period ended March 31, 2026

(In Lakhs)

Previous Year 31st March 2025	Particulars		Period ended 31st March 2026
Amount			Amount
	Cash Flow from Operating Activities		
(32.07)	Excess of Income over Expenditure	**(a)**	**2,283.01**
	Adjustments to reconcile excess of Income over expenditure to net cash from operations :		
26.64	Depreciation		25.26
13.34	Depreciation on IASS		54.43
(5,399.33)	Interest on Investments		(5,520.81)
(42.34)	Profit/(Loss) on Sale/Redemption of Securities		(1.99)
(39.19)	Transfer to Investment Reserve		0.00
0.00	Excess Provision written back		0.00
0.00	Interest on Advances to Staff		0.00
0.25	Profit/(Loss) on Sale of Dead Stock		0.08
0.00	Others -Misc Receipts		878.24
0.00	Income Tax		0.00
(5,440.63)		**(b)**	**(4,564.79)**
	Changes in Operating Assets and Liabilities :		
	ASSETS :		
	Decrease (Increase) in		
0.00	Stock of Stationery/Officers Lounge Coupons		0.00
147.00	CGST, SGST & IGST receivable		(199.28)
6.36	Advances for Staff Expenses/allowances receivable from RBI etc.		(1.79)
419.90	Advance Income Tax		(166.64)
(10.00)	Margin Deposit with CCIL		(30.00)
0.00	Interest accrued on Staff Advances		0.00
(7.48)	Sundry Debtors		7.47
34.71	Project Cost		(487.98)
590.49		**(c)**	**(878.22)**
	LIABILITIES :		
	Increase (Decrease) in		
0.00	With Reserve Bank of India		0.00
0.00	Outstanding Employees' Cost		0.00
531.75	Outstanding Expenses		(746.81)
61.61	Sundry Creditors		166.47
(29.82)	Other Deposits/ TDS		(2.31)
2.13	CGST & SGST Payable		3.14
565.67		**(d)**	**(579.51)**
(4,316.54)	**Net Cash Flow from Operating Activities**	**(A)**	**(3,739.51)**
	Cash Flow from Investing Activities		
5,197.43	Interest on Investments Received		5,730.80
42.34	Profit/(Loss) on Sale/Redemption of Securities		1.99
0.00	Interest on Advances to Staff		0.00
0.00	Funds received from DIF		0.00
0.00	Others		(878.25)
	Decrease(Increase) in		
(31.93)	Fixed assets		(71.30)
	Investments in Central Government Securities :		
0.00	Treasury Bills		0.00
(890.73)	Dated Securities		(797.86)
0.00	Dated Securities deposited with CCIL		(161.28)
4,317.11	**Net Cash Flow from Investing Activities**	**(B)**	**3,824.10**
0.00	**Cash Flow from Financing Activities**	**(C)**	**0.00**
0.57	**Net Increase in Cash**	**(A+B+C)**	**84.59**
	Cash Balance at Beginning of Year		
0.00	In Hand		0.00
14.84	With RBI		15.41
15.41	**Cash Balance at the end of year**		**100.00**

Note : Cash Equivalent Investments are not segregatable, hence not included in Cash Balance

For Jain Chowdhary& Co.
Chartered Accountants
Firm No. FRN. 113267W

CA Siddharth Jain
Managing Partner (M.No. 104700)
Mumbai
May 26, 2026
UDIN : 26104709ZZUHGNG110

Swaminathan J
Chairman

Neeraj Nigam
Executive Director

Dr. Abhijit Phukon
Director

Dr. Tarun Agarwal
Director

Prof. Partha Ray
Director

Anup Kumar
Chief General Manager

Dr. Mangesh Y Sorte
General Manager

Significant Accounting Policies

1. Introduction:

Deposit Insurance and Credit Guarantee Corporation (DICGC) is set up under DICGC Act which is an Act of the Parliament and is a wholly owned subsidiary of RBI. It is not a Company under the Companies Act. The entire capital is fully subscribed by RBI as per section 4 of the DICGC Act, 1961. The functions of DICGC are governed by the provisions of "The Deposit Insurance and Credit Guarantee Corporation Act, 1961" (DICGC Act) and "The Deposit Insurance and Credit Guarantee Corporation General Regulations, 1961" framed by the Reserve Bank in exercise of the powers conferred by subsection (3) of Section 50 of the said Act.

2. Basis of Accounting:

The annual accounts have been prepared and set out in accordance with requirements prescribed under the Regulation 18 of the Deposit Insurance and Credit Guarantee Corporation General Regulations, 1961. They comprise of the following:

A. Balance sheet as at the close of business on 31st March -

A.1.Deposit Insurance Fund and Credit Guarantee Fund and

A.2.General Fund

B. Revenue Account for the year ended 31st March –

B.1.Deposit Insurance Fund and Credit Guarantee Fund

B.2.General Fund

The accounting policies used in the preparation of these financial statements, in all material aspects, conform to Generally Accepted Accounting Principles in India (Indian GAAP) - the Accounting Standards (AS) issued by the Institute of Chartered Accountants of India (ICAI) to the extent applicable and practices generally prevalent in the country. The Corporation follows the accrual method of accounting, except where otherwise stated, and the historical cost convention. The financial statements have been prepared on going concern basis. The accounting policies are applied consistently to all the periods presented in the financial statements.

3. Use of Estimates:

The preparation of financial statements requires the management to make estimates and assumptions that affect the reported amount of assets, liabilities, expenses, income and disclosure of contingent liabilities as at the date of the financial statements particularly in respect of claims under Deposit Insurance. Claim liabilities are estimated by an approved Actuary. Management believes that these estimates and assumptions are reasonable and prudent. However, actual results could differ from estimates. Any revision to accounting estimates is recognized prospectively in current and future periods.

4. Recognition of revenue and claims:

Items of income and expenditure are accounted for on accrual basis, unless otherwise stated.

(i) Premium:

(a) Deposit insurance premium are recognised as per Regulation 19 of the Deposit Insurance and Credit Guarantee Corporation General Regulations, 1961.

(b) In case premium payment by an insured bank is in default for two consecutive periods, in view of uncertainty of collection of income, premium income are recognised on receipt basis. Provision is made for uncollected premium income, if any, already recognised for such insured banks.

(c) Penal interest for delay in payment of premium is recognised only on actual receipt.

(ii) Deposit Insurance Claims

(a) Provision for the liability towards fund balances as at the end of the year is made on the basis of Actuarial Valuation.

(b) Contingent liability (being contra) to the extent of insured deposits is made on de-registration of bank. Further, as per DICGC Amendment Act, 2021, the same will also be made for insured banks placed under direction /prohibition by the competent authority.

(c) In respect of liquidated banks where the Corporation is liable for claim settlement in terms of Section 16 of the DICGC Act, 1961, the contingent liability as created at para 3.(ii) (b) specified above, is reversed and provision of the crystallised liability as per deposit liability submitted by the liquidator in the form of Main Claims is taken into the books of account of the Corporation and held till the actual claim is fully discharged by the Corporation in terms of Section 19 of the DICGC Act, 1961 or the end of liquidation process whichever is earlier.

(d) The interim payments made to the insured bank u/s 18A of DICGC Amendment Act, 2021 is recoverable within a period as specified by the Board of Directors. The provision of liability as per the list of depositors submitted by the bank by the 45th day will be held till the actual claim is fully discharged by the Corporation in terms of Section 18A of the DICGC Act, 2021 or at the end of direction / merger / amalgamation, whichever is earlier.

(e) Separate provisions held in terms of Section 20 of the DICGC Act, 1961 towards depositors not found or not readily traceable, are held till the claim is paid or end of the liquidation process or till completion of 10 years of liquidation, whichever is earlier. As per the approval granted in the 248th meeting of the Board of Directors of the Corporation held on April 6, 2018, the provisions held under the account heads namely unidentifiable (account number - 1070200) and untraceable (account number - 1060100) depositors for banks liquidated for more than 10 years are reversed and parked in a separate contingent liability account for monitoring and making payment subsequently (if claims received) for the amount written back. This exercise is to be done annually for banks liquidated for more than 10 years period.

(iii) Repayments

The recovery by way of subrogation rights in respect of deposit insurance claims settled & paid is accounted in the year in which it is received. Recoveries in respect of claims settled and subsequently found not eligible are accounted for when realized/ adjusted. The receipts of repayment in respect of the claims paid under section 18A of DICGC Amendment Act, 2021 will depend upon the time frame decided by the Board considering the capacity of the insured banks while taking into account prudential norms and can be deferred (as per Section 21 (3) of DICGC Amendment Act, 2021). In case of delay in repayment beyond the time period prescribed, penal interest at a maximum rate of two per cent above the repo rate per annum for the amount to be repaid to the Corporation will be charged by Corporation (as per Section 21 (4) of DICGC Amendment Act, 2021).

(iv) Income from Investment

(a) Interest on investments is accounted for on accrual basis.

(b) Profit / Loss on sale of investment is accounted on settlement date of transaction.

(v) Other Income

Balances unclaimed and outstanding for more than three clear consecutive accounting years in certain transit accounts including Sundry Deposit Account and Earnest Money Deposit Account are reviewed and written back to income. Claims, if any, are considered and charged against income

in the year of payment.

5. Investments:

(i) All investments are current investments. Government Securities are valued at weighted average cost or market value whichever is lower. For the purpose of valuation, rates provided by the Fixed Income Money Market and Derivatives Association of India (FIMMDA) are taken as market rates. Treasury bills are valued at carrying cost.

(ii) Net Depreciation, if any, within category is recognised in the Profit & Loss Account. Net Appreciation, if any, under the category is ignored.

(iii) Provision for diminution in the value of securities is not deducted from investments in the balance sheet, but such provision is retained by way of accumulation to Investment Reserve Account in conformity with the prescribed format for statement of accounts.

(iv) Investment Fluctuation Reserve (IFR) is maintained to meet the market risk arising on account of the diminution in the value of portfolio in future. The adequacy of IFR is assessed on the basis of market risk of the investment portfolio, as on the balance sheet date. The IFR in excess of the market risk, if any, is retained and carried forward. Whenever the IFR amount falls below the required size, credits to IFR are made as an appropriation of excess of income over expenditure before transfer to Fund Surplus / General Reserve.

(v) Inter fund transfer of securities is made at book value as on the date of the transfer.

(vi) Repo and Reverse Repo Transactions are treated as Collateralised Borrowing / Lending Operations with an agreement to repurchase on the agreed terms. Securities sold under Repo are continued to be shown under investments and Securities purchased under Reverse Repo are not included in investments. Costs and revenues are accounted for as interest expenditure / income, as the case may be.

6. Fixed Assets:

(i) Fixed assets are stated at cost less accumulated depreciation. Cost comprises the purchase price and any attributable cost for bringing the asset to its working condition for its intended use. Intangible assets are recorded at cost less amortization. Cost comprises of consideration paid for acquisition of such assets.

(ii) (a) Depreciation on computers, microprocessors, software (costing ₹1 lakh and above), motor vehicles, furniture, etc. is provided on straight-line basis at the following rates.

Asset Category	Rate of depreciation
Computer, microprocessors, software, etc.	33.33% **p.a. (Per annum)** (3 years)
Motor vehicles, Furniture, etc.	20% **p. a. (Per annum)** (5 years)

(ii) (b) Depreciation is calculated on monthly pro-rata basis and accounted on quarter-end balances of fixed assets. In case of additions/ deletions of assets, depreciation is calculated on monthly pro-rata basis including the month of addition/ deletion of such assets.

(iii) Following are charged to the Profit and Loss Account in the year of acquisition:

a. Easily portable electronic assets, such as laptops, etc. costing less than ₹10,000

b. Individual items of computer software costing less than ₹1 lakh.

c. Fixed Assets, costing less than ₹1 lakh.

Other than the above, are capitalised and depreciation is calculated on monthly pro-rata basis at the applicable rate.

(iv) Depreciation on subsequent expenditure:

(a) Subsequent expenditure incurred on an existing fixed asset which has not been fully depreciated in the books of accounts, is depreciated over the remaining useful life of the principal asset.

(b) Subsequent expenditure incurred on modernisation /addition/overhauling of an existing fixed asset, which has already been fully depreciated in the books of accounts, is first capitalised and thereafter depreciated fully in the year in which the expenditure is incurred.

7. Leases:

Assets acquired under leases where the significant portion of the risks and rewards of ownership are retained by the lessor are classified as operating leases and lease rentals are charged to the profit and loss account on accrual basis.

8. Employees' Benefits / Cost:

Employees' cost such as salaries, allowances, compensated absences, contribution to Provident Fund and Gratuity Fund is being incurred as per the arrangement with Reserve Bank of India, as the employees of the Corporation are on deputation from the Reserve Bank of India.

9. Taxation on Income:

The Expenditure comprises of current tax and deferred tax. Current Tax is measured at the amount expected to be paid to tax authorities in accordance with Income Tax Act. Deferred Tax is recognized, subject to consideration of prudence on timing difference, being tax effect on the difference in taxable income and accounting income/expenditure that originate in one period and are capable of reversal in one or subsequent years. Deferred taxes are reviewed for their carrying value at the balance sheet date.

10. Impairment of Assets:

Fixed Assets and intangible assets are reviewed for impairment whenever events or changes in circumstances warrant that the carrying amount of an asset may not be recoverable. Recoverability of assets to be held and used is measured by a comparison of the carrying amount of an asset to the estimated current realizable value and value in use. If such assets are considered to be impaired, the impairment to be recognized is measured by the amount by which the carrying amount of the asset exceeds estimated current realizable value of the asset or value in use.

11. Provisions, Contingent Liabilities and Contingent Assets:

(i) In conformity with AS 29 issued by ICAI, Provisions, Contingent Liabilities and Contingent Assets, the Corporation recognizes provisions only when it has a present obligation as a result of a past event, it is probable that an outflow of resources embodying economic benefits will be required to settle the obligation, and when a reliable estimate of the amount of the obligation can be made.

(ii) Provisions are not discounted to its present value and are determined based on best estimate required to settle the obligation at the balance sheet date.

(iii) Reimbursement expected in respect of expenditure required to settle a provision is recognised only when it is virtually certain that the reimbursement will be received.

(iv) Contingent Assets are not recognized.

(v) Contingent Liability is potential liability that may occur depending upon outcome of an uncertain future event. A contingent liability is recorded in the accounting records, if contingency is probable and amount of liability can be reliably estimated.

12. Related Party:

As per AS-18 issued by ICAI, No disclosure is required in respect of related parties, which are

"State-controlled Enterprises" as per paragraph 9 of Accounting Standard (AS) 18. State-controlled enterprise is an enterprise which is under the control of the Central Government and/or any State Government(s).

NOTES TO ACCOUNTS

1. Contingent Liabilities not provided:

A. Service Tax:

Explanatory Notes:

October 01, 2006, to September 30, 2011 (₹5,367.42 crore):

The Service Tax Department, vide order dated January 10, 2013, raised a service tax demand amounting to ₹5,367.42 crore for the period October 01, 2006 to September 30, 2011 (including interest and penalty) by treating the activities of the Deposit Insurance and Credit Guarantee Corporation (DICGC) under the category of "General Insurance Business". The Corporation filed an appeal on April 08, 2013, before the Customs, Excise and Service Tax Appellate Tribunal (CESTAT) against the said order. CESTAT, vide order dated March 11, 2015, granted relief to the Corporation by setting aside the entire demand of ₹5,367.42 crore for the period prior to September 20, 2011. However, CESTAT also held that the activities of the Corporation are covered under the category of "General Insurance Business" and that the Corporation is liable to pay Service Tax. The Service Tax Department has filed an appeal before the Hon'ble Supreme Court of India against the aforesaid CESTAT order setting aside the demand of ₹5,367.42 crore. The Corporation has filed a counter affidavit before the Hon'ble Supreme Court on July 20, 2016, and the matter is pending adjudication. The Corporation has also filed an appeal on September 09, 2015 before the Hon'ble Bombay High Court challenging the confirmation of classification of its activities under "General Insurance Business".

In the meantime, the Service Tax Department approached CESTAT for levy of penalty under Section 76 (which provides for levy of penalty for failure to pay Service Tax) instead of Section 78 (which provides for levy of penalty in cases involving fraud, wilful misstatement, suppression of facts or collusion) for the period April 01, 2011 to September 30, 2011, amounting to ₹283 crore, which was dismissed by CESTAT vide order dated April 27, 2017 on the grounds that the issue had been decided in favour of the Corporation on merits in its earlier order dated March 11, 2015. The Service Tax Department has filed an appeal before the Hon'ble Supreme Court of India against the said order, which has been tagged with Civil Appeal Nos. 3340-3342 of 2016.

There has been no material development during the year under review and the status of the aforesaid appeals remains unchanged. The matter continues to be pending adjudication before the Hon'ble Supreme Court.

B. Claims:

(₹ in lakhs)

Contingent liability pertaining to	Accounting Code	March 31, 2026	March 31, 2025
a) Deregistered Banks*	1080002	5,654.51	18,723.81
b) Untraceable depositors	1080006	17,667.42	17,689.59
c) Unidentifiable depositors	1080005	9,990.42	10,147.13
d) Banks under AID	1080003	11,454.52	0.00

**CL created for Botad People's Co-operative Bank Ltd. (₹ 13.20 crores) is not considered as the same was notified as non-banking institution and DICGC liability has not been invoked for the same.*

(₹ in lakhs)

Reversal of provisions in respect of	Accounting Code	During FY 2026	During FY 2025
a) Untraceable depositors	1080006	0.00	313.65
b) Unidentifiable depositors	1080005	6.66	990.63

2. Amendment of Section 18 of DICGC Act, 1961:

Apropos the amendment to DICGC Act, 1961 a new section 18A has been inserted in the Act with effect from September 01, 2021, wherein DICGC is liable to pay depositors of such insured banks in respect of which any direction is issued or any prohibition or order or scheme is made under any of the provisions of the Banking Regulation Act, 1949 and such direction, prohibition, order or scheme provides for restrictions on depositors of such bank from accessing their deposits. Accordingly, DICGC has paid ₹1,45,982.94 lakhs in respect of 24 banks during the year 2025-26 (₹33,082.22 lakhs in respect of 18 banks during the year 2024-25).

3. Investment Fluctuation Reserve:

The Investment Fluctuation Reserve (IFR) is maintained as a cushion against market risk. IFR held in excess of the market risk is retained and carried forward in terms of accounting policy. As on March 31, 2026, IFR of ₹10,47,898.16 lakhs was maintained (₹9,58,687.62 lakhs as on March 31, 2025).

4. Intra Day Liquidity Arrangement with RBI:

The investments in respect of the three Funds include securities with Face Value of ₹2,500 crore earmarked by Reserve Bank of India towards Intra Day Liquidity (IDL) facility extended to the Corporation.

5.Repo transactions (As per RBI prescribed format)

In Face Value Terms (₹ in lakhs)

Disclosure	Minimum outstanding during the Year	Maximum outstanding during the Year	Daily Average outstanding during the year	As on March 31, 2026
I. Securities Sold under Repo				
a) Government Securities	0.00	0.00	0.00	0.00
b) Corporate Debt Securities	0.00	0.00	0.00	0.00
II. Securities Purchased under Reverse Repo				
a) Government Securities	12,212.00	17,17,893.00	2,81,825.13	1,32,821.00
b) Corporate Debt Securities	0.00	0.00	0.00	0.00

6. Income Tax:

The Corporation will continue to exercise the option of paying income tax at the rate of 22% as provided in Sec 115BAA of the Taxation Law (Amendment) Ordinance, 2019 for Financial Year 2025-26 relevant for Assessment Year 2026-27.

Tax expense comprises of current and deferred tax.

Current Tax:

Current tax is the amount of Income tax determined to be paid (recoverable) in respect of taxable income (tax loss) for a period calculated in accordance with the provisions of the Income Tax Act, 1961 and the Income Computation and Disclosure Standards (ICDS).

Deferred Tax:

Deferred tax for timing differences between the book and tax profits for the year is accounted for, using the tax rates and laws that have been substantively enacted as of the balance sheet date. Deferred tax assets arising from timing differences are recognized to the extent there is reasonable certainty that these would be realized in future. Deferred tax assets are reviewed at each Balance Sheet date and appropriately

adjusted to reflect the amount that is reasonably/ virtually certain to be realized.

Provisions:

Provision made towards Taxes -

Current Tax - ₹12,13,587 lakh

Deferred Tax Asset (DIF) - ₹91,330.17 lakh

Deferred Tax Liability (GF) - ₹13.44 lakh

The components of Deferred Tax Asset and Deferred Tax Liability arising out of timing difference are as follows:

(amount in ₹)

Particulars	As at March 2025	Movement for the year ended March 31, 2026	As at March 2026
Deferred Tax Asset (DIF)			
Provision for depreciation in the value of investments	0.00	9,13,30,17,142.00	9,13,30,17,142.00
Deferred Tax Liability (GF)			
Depreciation on fixed assets	(22,50,828.00)	(13,44,037.00)	(35,94,865.00)

7. Refund of Service Tax:

During the Financial Year 2025–26, the 'Corporation' received a refund of Service Tax amounting to ₹ 9.08 crores from the Service Tax Department in respect of service tax paid during the period October 2011 to March 2015 on premium remittances relating to banks located in the erstwhile state of Jammu & Kashmir. The aforesaid service tax was charged to the Revenue Account in the respective years. Subsequently, it was determined that such services were not liable to Service Tax under the provisions of the Finance Act, 1994 applicable to the erstwhile state of Jammu and Kashmir. Accordingly, refund applications were filed with the Service Tax Department, and the Corporation has received the refund amount of ₹ 9.08 crores during the financial year 2025–26, which has been recognized under "Miscellaneous Receipts" in the Financial Statements of the General Fund for FY 2025–26.

8. Write-off/Write-back of Balances:

During the Financial Year 2025-26, the Corporation has written off/written back certain unreconciled historical balances appearing in the books of accounts of the Corporation, primarily relating to banks that have since been merged or deregistered. Such write-off/write-back has been carried out in accordance with the approved policy of the Corporation. ₹ 68.72 lakhs has been recognized in the Revenue Account of the General Fund and disclosed under "Miscellaneous Receipts".

9. Actuarial Valuation:

Risk default probability and loss ratio approach were used for calculating the actuarial valuation as on March 31, 2026.

10. Related Party Disclosure:

Key Management Personnel:

Shri Arnab Kumar Chowdhury, Executive Director, Reserve Bank of India, held the charge of the affairs of the Corporation till October 08, 2025. As on date, Shri Neeraj Nigam, Executive Director holds the charge of the affairs of the Corporation. The above-mentioned Key Management Personnel drew salary and perquisites from the Reserve Bank of India.

11. Capital Work in Progress:

Considering the growing requirements and evolving landscape of deposit insurance, a need was felt for a New Integrated Application System (SAMYAK) for DICGC, with state-of-the-art functionalities to complement the Corporation's vision to align itself with international best practices. This application, apart from managing routine operations, provides for end-to-end automation of operational tasks and data analytics. This technological leap has drastically streamlined processes and improved operational efficiency.

Key Developments in FY 2025-26:

- Operationalization:
  a. IOD/BRC & UAM Modules: Went live June 13, 2025.
  b. CSD/ReMC Modules: Implemented on March 13, 2026.
  c. RBPR Module: Live since March 27, 2026.
- Financials: Total expenditure incurred in FY2025-26 was ₹5.42 crore (Capitalized: ₹5.28 crore; WIP: ₹0.14 crore).

12. Leases:

Assets acquired under leases where the significant portion of the risks and rewards of ownership are retained by the lessor are classified as operating leases and lease rentals to Reserve Bank of India are charged to the profit and loss account on accrual basis.

13. Depreciation:

Depreciation is calculated on monthly pro-rata basis and accounted on quarter-end balances of fixed assets. In case of additions/deletions of assets, depreciation is calculated on monthly pro-rata basis including the month of addition/ deletion of such assets.:

(amount in ₹)

Assets	Opening Balance as on March 31, 2025	Addition	Deletion	Depreciation	Closing Balance as on March 31, 2026
Furniture, Fixtures and equipment	3,02,607			1,14,099	1,88,508
Computer Hardware	33,50,627	17,04,800	28,012	24,08,536	26,18,879
Intangible assets	0.00	5,27,99,026		54,42,620	4,73,56,406
Total	**36,53,234**	**5,45,03,826**	**28,012**	**79,65,255**	**5,01,63,793**

14. Segment Reporting:

Corporation is at present primarily engaged in providing deposit insurance to banks at a uniform rate of premium irrespective of the category of the bank. Thus, in the opinion of the management, there is no distinct reportable segment, either business or geographical.

15. The figures of previous year have been recast / regrouped / rearranged, wherever necessary, to make them comparable with those of current year.

Printed at Onlooker Press: 93219 27244 / 4522 2939 /3544